# Lighting

# Plastics

# GRP

**VLUX**

**Industrieweg Roosveld**
**B-3400 Landen (Belgium)**

**Tel.: +32 (0)11 88 09 00**
**Fax: +32 (0)11 83 22 22**

**Web: www.vlux.com**

VLUX

# technical data type **FUTURIX**

**Base:** glass reinforced polyester, compression moulded (GRP), or injected polycarbonate. (except 18W)
- *Optional* : Stainless steel suspension bracket.
- *Optional* : Quick connectors: Wieland, Adels, Stucchi and PWG60.

**Diffuser:** an injected lined diffuser in polycarbonate and BC7.

**Impact strength data of the diffuser:** please ask for the “Technical caracteristics of Plastics” datasheet

**Reflector:** white painted metal gear tray, hingeable on the reflector retaining clip for maintenance
- *Optional* : Bright anodised aluminium mirror.

**Clips:** 1-part polycarbonate clips
- *Optional* : 1-part stainless steel clips
- *Optional* : 1-part Polyamide clips (molded hinge)

**Electrical specifications:**

- Optional: - HFD ballast
  - Throughwiring in polyester housing: 1 or 3 fase (3 x 2.5 mm²) (5 x 2.5 mm²)
  - Emergency module

**Lamps:**
- fluorescent T8 lamps in 18W - 36W - 58W
- T5 in 14W - 24W - 28W - 35W - 49W - 54W - 80W available.




Polycarbonate clip (vandal proof)

“Hang-on” reflector




Stainless steel clip (optional)

Hinge able polyamide clip (optional)



Stainless steel susp. bracket (optional)

PWG60
Quick installation grommet IP65
(optional)

CE

IP65

CLASS II (Option)

V LUX

V22.10.2018

# technical data type **FUTURIX**

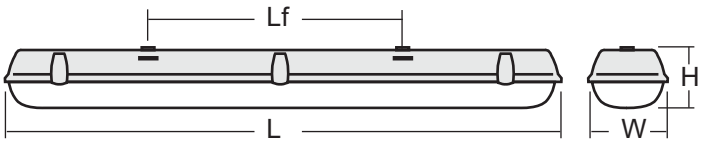


| Model T8 | Model T5 | L | W* | H | Lf |
|---|---|---|---|---|---|
| 1x 18W | 1x14/24W | 665 | 84 | 98.5 | 400 |
| 1x 36W | 1x28W | 1275 | 84 | 98.5 | 800 |
| 1x 58W | 1x35/49W | 1575 | 84 | 98.5 | 1100 |
| 2x 18W | 2x14/24W | 665 | 134 | 98.5 | 400 |
| 2x 36W | 1x54W / 2x28W | 1275 | 134 | 98.5 | 800 |
| 2x 58W | 1x80W / 2x35/49W | 1575 | 134 | 98.5 | 1100 |

*Dimensions without clips

## Futurix 1x36

Correction factors : 18W: 0.95 36W: 1.00 58W: 0.95

### Polair Diagram

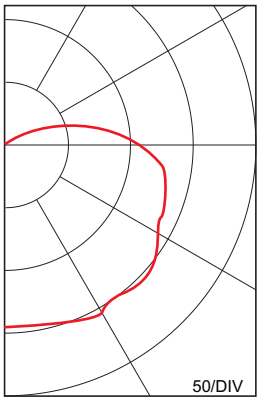


### Utilisation Factors

| Ceilings | .8 | .7 | .7 | .5 | .5 | .5 |
|---|---|---|---|---|---|---|
| Walls | .5 | .5 | .3 | .5 | .3 | .3 |
| Floor | .3 | .1 | .3 | .3 | .3 | .1 |
| Room ind. K | | | | | | |
| 0.60 | .30 | .27 | .22 | .27 | .21 | .21 |
| 0.80 | .37 | .33 | .28 | .33 | .27 | .26 |
| 1.00 | .43 | .38 | .34 | .38 | .32 | .31 |
| 1.25 | .49 | .43 | .39 | .43 | .37 | .35 |
| 1.50 | .53 | .47 | .44 | .47 | .41 | .39 |
| 2.00 | .60 | .52 | .51 | .53 | .47 | .45 |
| 2.50 | .65 | .56 | .56 | .57 | .52 | .49 |
| 3.00 | .69 | .59 | .60 | .60 | .56 | .52 |
| 4.00 | .74 | .62 | .66 | .64 | .60 | .56 |
| 5.00 | .77 | .65 | .69 | .67 | .64 | .58 |

### Glare Evaluation (1x3350 lm)

| Quality class | G | Service illuminance (Lux) | | | | | |
|---|---|---|---|---|---|---|---|
| B | 1.5 | 1000 | 500 | 300 | | | |
| C | 1.15 | | 1000 | 500 | 300 | | |
| D | 1.85 | | | 1000 | 500 | 300 | |
| E | 2.55 | | | | 1000 | 500 | 300 |

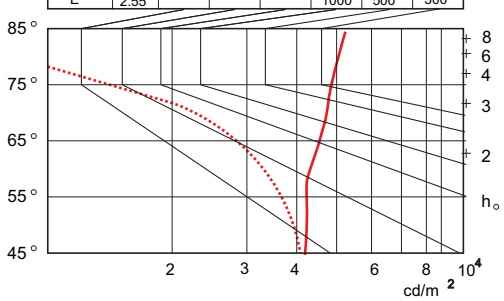


e/h : 1.72 | Lum.Eff.: 74.5 % (η ) | C.I.E.: 33 61 82 87 74 η | BZ6 | UTE : .65H+.10T

## Futurix 2x36

Correction factors : 18W: 0.99 36W: 1.00 58W: 0.94

### Polair Diagram

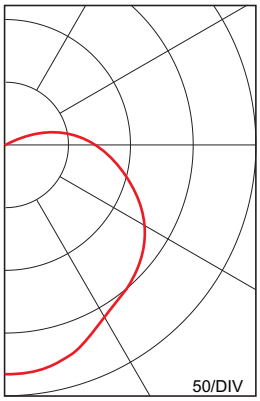


### Utilisation Factors

| Ceilings | .8 | .7 | .7 | .5 | .5 | .5 |
|---|---|---|---|---|---|---|
| Walls | .5 | .5 | .3 | .5 | .3 | .3 |
| Floor | .3 | .1 | .3 | .3 | .3 | .1 |
| Room ind. K | | | | | | |
| 0.60 | .31 | .28 | .24 | .28 | .23 | .22 |
| 0.80 | .38 | .35 | .30 | .34 | .28 | .28 |
| 1.00 | .44 | .40 | .35 | .39 | .34 | .32 |
| 1.25 | .50 | .44 | .41 | .44 | .39 | .37 |
| 1.50 | .54 | .48 | .45 | .48 | .43 | .41 |
| 2.00 | .61 | .53 | .53 | .54 | .49 | .46 |
| 2.50 | .66 | .57 | .57 | .58 | .54 | .50 |
| 3.00 | .69 | .59 | .61 | .61 | .57 | .53 |
| 4.00 | .74 | .62 | .66 | .65 | .61 | .57 |
| 5.00 | .77 | .65 | .70 | .67 | .64 | .59 |

### Glare Evaluation (2x3350 lm)

| Quality class | G | Service illuminance (Lux) | | | | | |
|---|---|---|---|---|---|---|---|
| B | 1.5 | 1000 | 500 | 300 | | | |
| C | 1.15 | | 1000 | 500 | 300 | | |
| D | 1.85 | | | 1000 | 500 | 300 | |
| E | 2.55 | | | | 1000 | 500 | 300 |

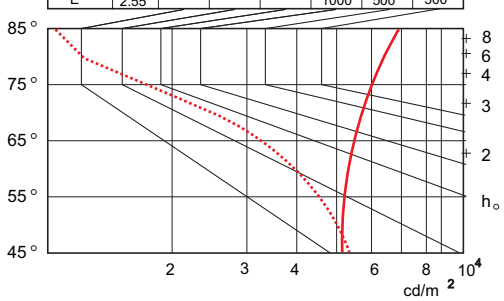


e/h : 1.54 | Lum.Eff.: 72.3 % (η ) | C.I.E.: 38 67 87 89 72 η | BZ6 | UTE : .64G+.8T


**VLUX**
Industrieweg Roosveld
3400 LANDEN BELGIUM

Tel + 32 11 88 09 00
Fax + 32 11 83 22 22

website www.vlux.com
**ISO 9001 certified company.**

# technical data type **FUTURIX-PC**

**Base:** Injected polycarbonate. Grey colour.
Standard suspension brackets.
*- Optional* : - Transparent.
- Transparent yellow (honey).
- Transparent blue (lagoon).
- Transparent green (mint).
- Transparent red (rio).

**Diffuser:** an injected lined diffuser in polycarbonate or BC7.

**Reflector:** white painted metal gear tray, hingeable on the reflector retaining clip for maintenance.
Special perforated gear tray for transparent 2-lamp versions.

**Clips:** 1-part polycarbonate clips, stainless steel clips or 1-part polyamide clips (hingeable).

**Electrical specifications:**
- ferromagnetic ballast and switch or electronic starters (only available with grey coloured base).
- Electronic ballast.
- optional: - HFD ballast
  - throughwiring in housing.
  - Emergency module.



**Lamps:**
- fluorescent T8 lamps in 36w - 58w
- T5 in 28w - 35w - 49w - 54w - 80w available.



Injected polycarbonate base (grey)

Stainless steel suspension bracket

Transparent yellow base (optional)

Transparent blue base (optional)

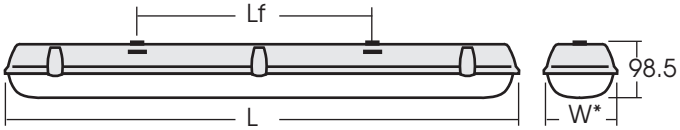


| Model T8 | Model T5 | L | W | Lf |
|---|---|---|---|---|
| 1x 36W | 1x28W | 1275 | 84 | 800 |
| 1x 58W | 1x35/49W | 1575 | 84 | 1100 |
| 2x 36W | 1x54W / 2x28W | 1275 | 134 | 800 |
| 2x 58W | 1x80W / 2x35/49W | 1575 | 134 | 1100 |

*Dimensions without clips

Transparent green base (optional)



Transparent red base (optional)

CE | EN 60598 | F | IP65 | CLASS II (Option)

V LUX

V16.01.2012



# technical data type **PAS**



**Base :** Glass reinforced polyester, compression moulded (GRP)
- *Optional* : Stainless steel suspension bracket.
- *Optional* : **IP67** (with cable glands IP68 and suspension brackets.)
- *Optional* : Double cable entry (same side).
- *Optional* : PWG60 : quick installation grommet. IP65

**Diffuser :** Injected prismatic diffuser available in Bc7 or PC.

**Impact strength data of the diffuser :**
- diffuser in BC7 : ≤ 0.22 Nm
- diffuser in PC : > 6 Nm

**Reflector :** White metal gear tray
- *Optional* : Bright anodised aluminium mirror

**Clips :** 3-part PC clips or 2-part stainless steel clips
- *Optional* : keeper (for stainless clips only).

**Special "FRIDGE" version :**
- special wiring and gear for industrial cold storage (up to -30°c). Stainless steel clips with retainer and polyamide cable gland.
- *Optional* : Special lamps on request.



Prismatic diffuser

Inox clip, or vandal-proof clip (optional)

**Electrical specifications :**
- ferromagnetic ballast and switch or electr. starters.
- *Optional:*- parallel compensation
  - low loss ballast
  - HF or HFD ballast
  - throughwiring in polyester housing.
  - emergency modules.

**Lamps :**
- fluorescent T8 and T5 lamps.
- diameter 38 application possible (T12)

Also available in LED version.



Stainless steel susp. bracket (optional)



Keeper for inox clips (optional)

Alum. reflector (optional)

PWG60
Quick installation grommet IP65
(optional)

CE | F | IP65 (IP67) | CLASS II (Option) | ENEC

V LUX

V26.01.2016

# technical data type **PAS**

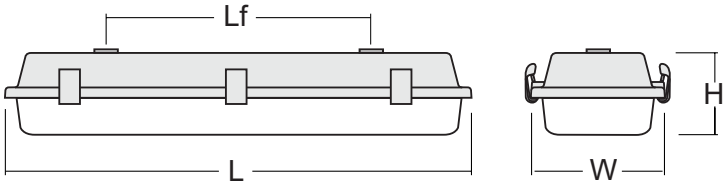


| Model T8 | Model T5 | L | W* | H | Lf | Clips |
|---|---|---|---|---|---|---|
| 1x 18W | 1x14/24W | 702 | 102 | 108 | 500 | 6 |
| 1x 36W | 1x28W | 1312 | 102 | 108 | 800 | 8 |
| 1x 58W | 1x35/49W | 1612 | 102 | 108 | 1100 | 10 |
| 2x 18W | 2x14/24W | 702 | 172 | 108 | 500 | 6 |
| 2x 36W | 1x54W / 2x28W | 1312 | 172 | 108 | 800 | 8 |
| 2x 58W | 1x80W / 2x35/49W | 1612 | 172 | 108 | 1100 | 10 |

*Dimensions without clips

## PAS 1x36W

Correction factors : 18W: 0.93 36W: 1.00 58W: 0.95

### Polair Diagram

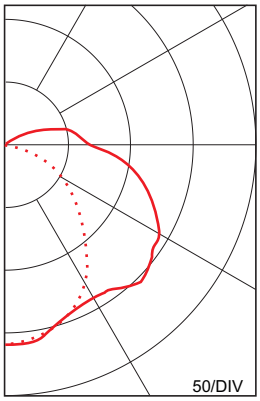


### Utilisation Factors

| Ceilings | .8 | .7 | .7 | .5 | .5 | .5 |
|---|---|---|---|---|---|---|
| Walls | .5 | .5 | .3 | .5 | .3 | .3 |
| Floor | .3 | .1 | .3 | .3 | .3 | .1 |
| Room ind. K | | | | | | |
| 0.60 | .30 | .29 | .22 | .22. | .21 | .20 |
| 0.80 | .37 | .35 | .29 | .28 | .27 | .26 |
| 1.00 | .43 | .40 | .34 | .33 | .32 | .30 |
| 1.25 | .49 | .45 | .39 | .39 | .37 | .35 |
| 1.50 | .54 | .49 | .43 | .43 | .41 | .39 |
| 2.00 | .61 | .55 | .50 | .50 | .47 | .45 |
| 2.50 | .66 | .59 | .54 | .55 | .51 | .49 |
| 3.00 | .69 | .62 | .57 | .58 | .54 | .52 |
| 4.00 | .74 | .66 | .62 | .64 | .59 | .56 |
| 5.00 | .78 | .68 | .65 | .67 | .61 | .58 |

### Glare Evaluation (1x2850 lm)

| Quality class | G | Service illuminance (Lux) | | | | | |
|---|---|---|---|---|---|---|---|
| B | 1.5 | 1000 | 500 | 300 | | | |
| C | 1.15 | | 1000 | 500 | 300 | | |
| D | 1.85 | | | 1000 | 500 | 300 | |
| E | 2.55 | | | | 1000 | 500 | 300 |

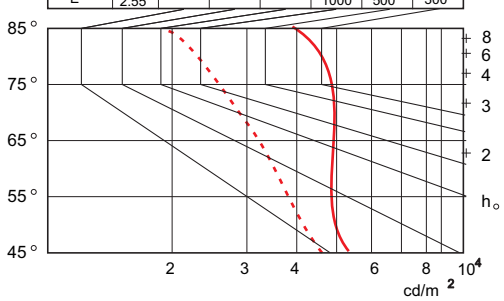


e/h : 1.56 | Lum.Eff.: 78.0 % (η ) | C.I.E.: 33 61 84 86 η | BZ6 | UTE : .67H+.11T

## PAS 2x36W

Correction factors : 18W: 0.95 36W: 1.00 58W: 0.94

### Polair Diagram

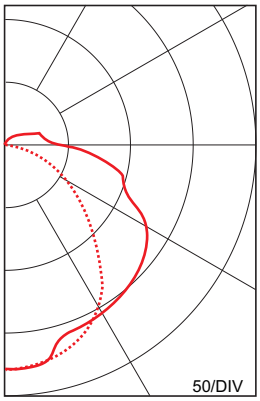


### Utilisation Factors

| Ceilings | .8 | .7 | .7 | .5 | .5 | .5 |
|---|---|---|---|---|---|---|
| Walls | .5 | .5 | .3 | .5 | .3 | .3 |
| Floor | .3 | .1 | .3 | .3 | .3 | .1 |
| Room ind. K | | | | | | |
| 0.60 | .30 | .29 | .23 | .23 | .22 | .22 |
| 0.80 | .37 | .35 | .29 | .29 | .28 | .27 |
| 1.00 | .43 | .40 | .34 | .34 | .33 | .32 |
| 1.25 | .48 | .45 | .39 | .39 | .38 | .36 |
| 1.50 | .53 | .49 | .43 | .44 | .41 | .40 |
| 2.00 | .60 | .54 | .49 | .50 | .47 | .45 |
| 2.50 | .64 | .58 | .53 | .55 | .51 | .49 |
| 3.00 | .68 | .60 | .56 | .58 | .54 | .52 |
| 4.00 | .72 | .64 | .60 | .63 | .58 | .56 |
| 5.00 | .75 | .66 | .63 | .66 | .60 | .58 |

### Glare Evaluation (2x2850 lm)

| Quality class | G | Service illuminance (Lux) | | | | | |
|---|---|---|---|---|---|---|---|
| B | 1.5 | 1000 | 500 | 300 | | | |
| C | 1.15 | | 1000 | 500 | 300 | | |
| D | 1.85 | | | 1000 | 500 | 300 | |
| E | 2.55 | | | | 1000 | 500 | 300 |

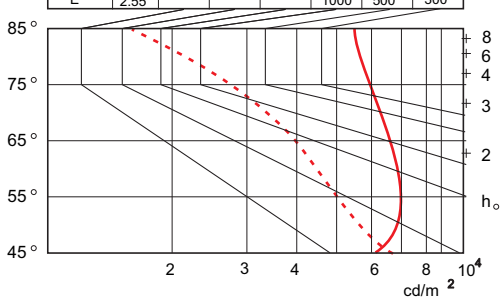


e/h : 1.56 | Lum.Eff.: 73.0 % (η ) | C.I.E.: 33 66 87 90 η | BZ6 | UTE : .66G+.07T


**VLUX**
Industrieweg Roosveld
3400 LANDEN BELGIUM

Tel + 32 11 88 09 00
Fax + 32 11 83 22 22

website www.vlux.com
**ISO 9001 certified company**



# technical data type **PAC**

**Base :** Glass reinforced polyester, compression moulded (GRP)
- *Optional* : Stainless steel suspension bracket.
- *Optional* : Double cable entry (same side).
- *Optional* : PWG60 : quick installation grommet. IP65

**Diffuser :** clear blow molded diffuser, available in PMMA or PC.

Impact strength data of the diffuser :

| | |
|---|---|
| diffuser in PMMA | : ≥ 0.22 Nm |
| diffuser in PC | : ≥ 6 Nm |

**Reflector** : white metal gear tray
- *Optional* : Bright anodised aluminium mirrors : narrow, medium, wide, extra wide.

**Clips :** 3-part polycarbonate clips or 2-part stainless steel clips.

**Electrical specifications :**
- ferromagnetic ballast and switch or electr. starters
- *optional:*
  - parallel compensation
  - HF or HFD ballast
  - throughwiring in polyester housing: 1 or 3 fase (3 x 2.5 mm²) (5 x 2.5 mm²)
  - emergency modules

| **Lamps :** |
|---|
| - T8 lamps only in 36w and 58w |
| - diameter 38 application possible (T12) |
| - T5 in 28w - 54w and 35w - 49w - 80w available |



Stainless steel clip, or vandal proof clip (optional)



Alum. reflectors (optional)

Stainless steel suspension bracket (optional)



Stainless steel suspension bracket (optional)



Double cable-entry (optional)



1-lamp version

CE | EN 60598 | F | IP65 | CLASS II (Option)

V LUX

V17.01.2012

# technical data type **PAC**

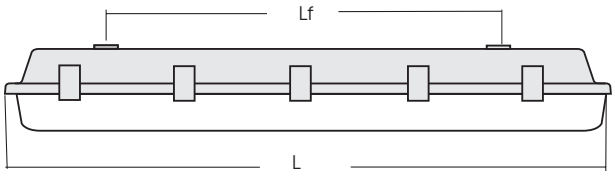


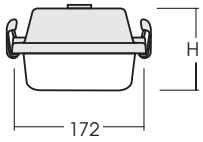


| Model T8 | Clips | H | L | Lf |
|---|---|---|---|---|
| 1x 36W | 8 | 104 | 1312 | 800 |
| 2x 36W | 8 | 104 | 1312 | 800 |
| 1x 58W | 10 | 108 | 1612 | 1100 |
| 2x 58W | 10 | 108 | 1612 | 1100 |
| | | | | |
| **Model T5** | | | | |
| 1x 28W | 8 | 104 | 1312 | 800 |
| 1x 54W | 8 | 104 | 1312 | 800 |
| 2x 28W | 8 | 104 | 1312 | 800 |
| 2x 54W (**) | 8 | 104 | 1312 | 800 |
| 1x 35W | 10 | 108 | 1612 | 1100 |
| 1x 49W | 10 | 108 | 1612 | 1100 |
| 1x 80W | 10 | 108 | 1612 | 1100 |
| 2x 35W | 10 | 108 | 1612 | 1100 |
| 2x 49W | 10 | 108 | 1612 | 1100 |

*Dimensions without clips

** Limited ambiant temperature

**VLUX**
Industrieweg Roosveld
3400 LANDEN BELGIUM

Tel + 32 11 88 09 00
Fax + 32 11 83 22 22

website www.vlux.com
ISO 9001 certified company

# technical data type **PLX**

**Base :** Glass reinforced polyester, compression moulded (GRP)
- *Optional* : Stainless steel suspension bracket.
- *Optional* : Double cable entry (same side).
- *Optional* : PWG60 : quick installation grommet. IP65

**Diffuser :** lined diffuser available in PMMA, or PC.

**Impact strength data of the diffuser :**

| | |
|---|---|
| diffuser in PMMA | : < 0.22 Nm |
| diffuser in PC | : > 6 Nm |

**Reflector :** white metal gear tray
- *Optional* : Bright anodised aluminium mirror

Clips : 3-part polycarbonate clips or 2-part stainless steel clips

**Electrical specifications :**
- ferromagnetic ballast and switch or electronic starters
- *optional:*
  - parallel compensation
  - low loss ballast
  - HF or HFD ballast
  - throughwiring in polyester housing: 1 or 3 fase (3 x 2.5 mm²) (5 x 2.5 mm²)
  - emergency modules in option:

**Lamps :**
- fluorescent T8 lamps in 18w - 36w - 58w - 70w
- compact fluorescent lamp versions on request
- T5 in 28w - 35w - 49w - 54w - 80w available

Metal clip (optional)



Vandal proof clip (optional)



Stainless steel susp. bracket (optional)



Stainless steel susp. bracket (optional)

Alum. reflector (optional)



Double cable-entry (optional)

IP65

CLASS II (Option)

V LUX

V 11.04.2019

# technical data type **PLX**

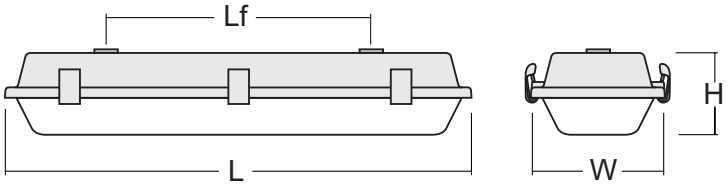


| Model T8 | Model T5 | L | W* | H | Lf | Clips |
|---|---|---|---|---|---|---|
| 1x 18W | 1x14/24W | 702 | 102 | 105 | 500 | 6 |
| 1x 36W | 1x28W | 1312 | 102 | 105 | 800 | 8 |
| 1x 58W | 1x35/49W | 1612 | 102 | 105 | 1100 | 10 |
| | | | | | | |
| 2x 18W | 2x14/24W | 702 | 172 | 105 | 500 | 6 |
| 2x 36W | 1x54W / 2x28W | 1312 | 172 | 105 | 800 | 8 |
| 2x 58W | 1x80W / 2x35/49W | 1612 | 172 | 105 | 1100 | 10 |
| 2x70W | | 1874 | 172 | 105 | 1100 | 14 |

*Dimensions without clips

## PLX mono

Correction factors : 18W: 0.93 36W: 1.00 58W: 0.95

### Polair Diagram

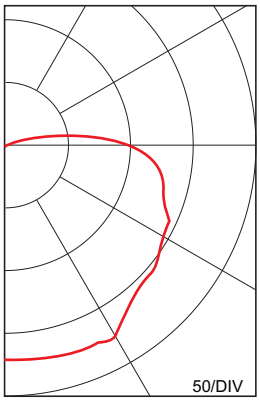


### Utilisation Factors

| Ceilings | .8 | .7 | .7 | .5 | .5 | .5 |
|---|---|---|---|---|---|---|
| Walls | .5 | .5 | .3 | .5 | .3 | .3 |
| Floor | .3 | .1 | .3 | .3 | .3 | .1 |
| Room ind. K | | | | | | |
| 0.60 | .31 | .29 | .24 | .29 | .23 | .22 |
| 0.80 | .39 | .35 | .30 | .35 | .29 | .28 |
| 1.00 | .45 | .40 | .36 | .40 | .34 | .33 |
| 1.25 | .51 | .45 | .42 | .46 | .39 | .38 |
| 1.50 | .56 | .49 | .46 | .50 | .44 | .41 |
| 2.00 | .63 | .55 | .54 | .56 | .50 | .47 |
| 2.50 | .68 | .59 | .59 | .60 | .55 | .52 |
| 3.00 | .72 | .62 | .63 | .64 | .59 | .55 |
| 4.00 | .77 | .65 | .69 | .68 | .64 | .59 |
| 5.00 | .81 | .68 | .73 | .71 | .67 | .62 |

### Glare Evaluation (1x2850 lm)

| Quality class | G | Service illuminance (Lux) | | | | | |
|---|---|---|---|---|---|---|---|
| B | 1.5 | 1000 | 500 | 300 | | | |
| C | 1.15 | | 1000 | 500 | 300 | | |
| D | 1.85 | | | 1000 | 500 | 300 | |
| E | 2.55 | | | | 1000 | 500 | 300 |

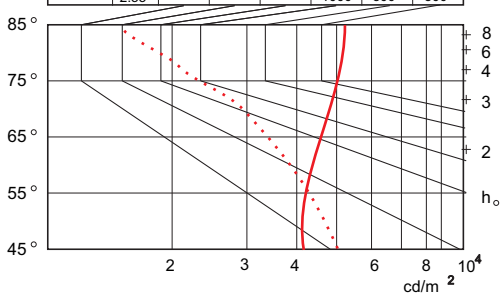


e/h : 1.64 | Lum.Eff.: 77.0 % (η ) | C.I.E.: 34 62 83 90 η | BZ6 | UTE : .69G+.08T

## PLX DUO

Correction factors : 18W: 0.95 36W: 1.00 58W: 0.94

### Polair Diagram

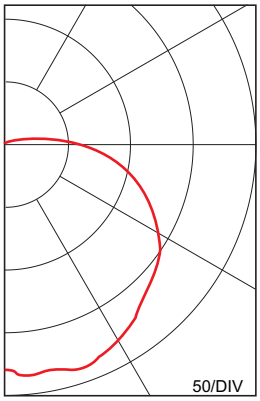


### Utilisation Factors

| Ceilings | .8 | .7 | .7 | .5 | .5 | .5 |
|---|---|---|---|---|---|---|
| Walls | .5 | .5 | .3 | .5 | .3 | .3 |
| Floor | .3 | .1 | .3 | .3 | .3 | .1 |
| Room ind. K | | | | | | |
| 0.60 | .31 | .29 | .24 | .29 | .23 | .22 |
| 0.80 | .38 | .35 | .30 | .35 | .29 | .28 |
| 1.00 | .44 | .40 | .36 | .40 | .34 | .33 |
| 1.25 | .50 | .45 | .41 | .45 | .40 | .38 |
| 1.50 | .55 | .48 | .46 | .49 | .44 | .42 |
| 2.00 | .62 | .54 | .53 | .56 | .50 | .48 |
| 2.50 | .67 | .58 | .58 | .60 | .55 | .52 |
| 3.00 | .70 | .60 | .62 | .63 | .59 | .54 |
| 4.00 | .75 | .64 | .68 | .67 | .63 | .58 |
| 5.00 | .78 | .66 | .71 | .69 | .66 | .61 |

### Glare Evaluation (2x2850 lm)

| Quality class | G | Service illuminance (Lux) | | | | | |
|---|---|---|---|---|---|---|---|
| B | 1.5 | 1000 | 500 | 300 | | | |
| C | 1.15 | | 1000 | 500 | 300 | | |
| D | 1.85 | | | 1000 | 500 | 300 | |
| E | 2.55 | | | | 1000 | 500 | 300 |

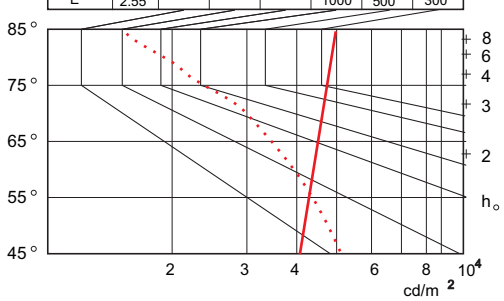


e/h : 1.64 | Lum.Eff.: 72.0 % (η ) | C.I.E.: 38 67 88 93 η | BZ6 | UTE : .67G+.005T


**VLUX**
Industrieweg Roosveld
3400 LANDEN BELGIUM

Tel + 32 11 88 09 00
Fax + 32 11 83 22 22

website www.vlux.com
**ISO 9001 certified company**

# technical data type **QUATTRO**

**Base :** Glass reinforced white polyester, compression moulded (GRP).

**Diffuser :** Injected polycarbonate (UV stabilized) clear diffuser for maximized efficiency and frosted ends for minimal direct glare.
- *Optional:* Impact resistant acrylic.

**Reflector :** White metal gear tray.
- *Optional:* Bright anodised aluminium mirrors.

**Clips :** 2-part unloosable stainless steel clips (AISI 305).

**Mounting :** Stainless steel V-hook mounting bracket (AISI 305).
- *Optional:* Ceiling mounting bracket.



Unloosable 2-part stainless steel clip



Stainless steel universal mounting bracket clip

**Electrical specifications:**
- High frequency ballasts.
- *Optional:* - Dimmable ballast.

**Lamps:**
- Fluorescent T8 Lamps in 36w.
- T5 in 28w - 54w.

Stainless steel V-hook mounting bracket



Option : Ceiling mount system

CE | F | IP66 | IP67

V16.01.2012

V LUX

# technical data type **QUATTRO**

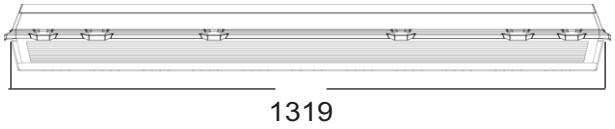


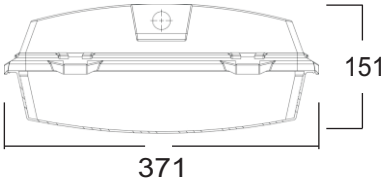


| **Model T8** | **L** | **W** | **H** |
|---|---|---|---|
| 4x 36W HF | 1319 | 371 | 151 |
| 6x 36W HF | 1319 | 371 | 151 |
| | | | |
| **Model T5** | | | |
| 4x 28W | 1319 | 371 | 151 |
| 4x 54W | 1319 | 371 | 151 |
| 6x 28W | 1319 | 371 | 151 |

**VLUX**
Industrieweg Roosveld
3400 LANDEN BELGIUM

Tel + 32 11 88 09 00
Fax + 32 11 83 22 22

website www.vlux.com
**ISO 9001 certified company.**



# technical data type **BPI**

**Base:** glass reinforced polyester, compression moulded (GRP). Easy 1/4 turn opening.

**Lampholder and optional diffuser:**
Lampholders for T5,T8 or T12 application available.
- *optional:* protection sleeve in polycarbonate (or acrylic on request) suitable for food or beverage application.
- *optional:* white painted backreflector or aluminium backreflector.

**Starter:** accessible from the outside.
- *optional:* electronic, deos or safety starter.

1/4 turn opening mode

PC protection sleeve (optional)

**Electrical specifications :**

- HF or HFD ballast

**Lamps :**
- fluorescent T8 lamps in 18w - 36w - 58w.
- T5 on request.
- Also possible for LED tubes.

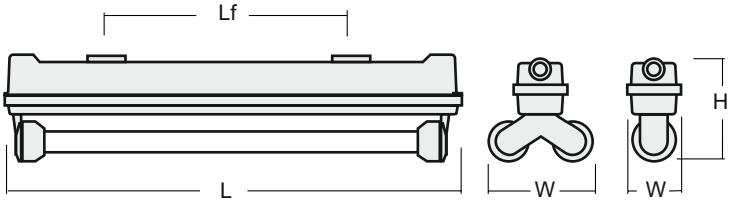


| Model | L | W | H | Lf | Kg | m3 |
|---|---|---|---|---|---|---|
| 1x 18W | 660 | 65 | 115 | 320 | 1.25 | 0.007 |
| 1x 36W | 1270 | 65 | 115 | 900 | 1.80 | 0.010 |
| 1x 58W | 1570 | 65 | 115 | 900 | 2.30 | 0.012 |
| 2x 18W | 660 | 117 | 115 | 320 | 1.35 | 0.007 |
| 2x 36W | 1270 | 117 | 115 | 900 | 2.60 | 0.010 |
| 2x 58W | 1570 | 117 | 115 | 900 | 3.35 | 0.012 |

*The dimensions shown on this page can be modified without notice.

CE | EN 60598 | F | IP65 | CLASS II

V LUX

V04.03.2020

## BPI Mono 1x36

Correction factors : 18W:0.98 36W:1.00 58W:1.01

### Polair Diagram

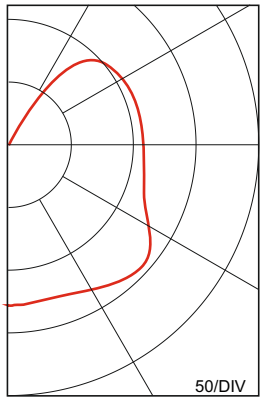


### Utilisation Factors

| Ceilings | .8 | .7 | .7 | .5 | .5 | .5 |
|---|---|---|---|---|---|---|
| Walls | .5 | .5 | .3 | .5 | .3 | .3 |
| Floor | .3 | .1 | .3 | .3 | .3 | .1 |
| Room ind. K | | | | | | |
| 0.60 | .32 | .30 | .24 | .22 | .22 | .19 |
| 0.80 | .40 | .37 | .30 | .28 | .27 | .24 |
| 1.00 | .46 | .43 | .36 | .34 | .32 | .29 |
| 1.25 | .52 | .48 | .42 | .39 | .37 | .33 |
| 1.50 | .57 | .53 | .46 | .44 | .41 | .37 |
| 2.00 | .65 | .59 | .53 | .50 | .48 | .42 |
| 2.50 | .70 | .63 | .58 | .55 | .52 | .46 |
| 3.00 | .74 | .66 | .61 | .59 | .55 | .49 |
| 4.00 | .79 | .70 | .66 | .64 | .59 | .53 |
| 5.00 | .83 | .72 | .69 | .68 | .62 | .55 |

### Glare Evaluation (1x2850 lm)

| Quality class | G | Service illuminance (Lux) | | | | | |
|---|---|---|---|---|---|---|---|
| B | 1.5 | 1000 | 500 | 300 | | | |
| C | 1.15 | | 1000 | 500 | 300 | | |
| D | 1.85 | | | 1000 | 500 | 300 | |
| E | 2.55 | | | | 1000 | 500 | 300 |

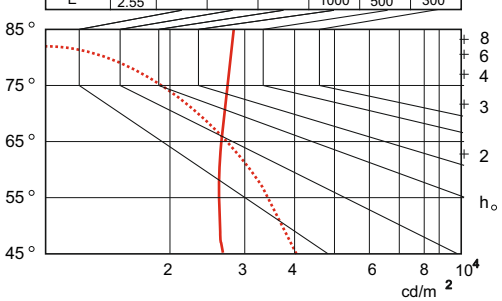


| e/h : 1.74 | Lum.Eff.: 89.0 % (η ) | C.I.E.: 31 59 81 66 η | BZ6 | UTE : .59H+.30T |
|---|---|---|---|---|

## BPI Duo 2x36

Correction factors : 18W:0.95 36W:1.00 58W:0.94

### Polair Diagram

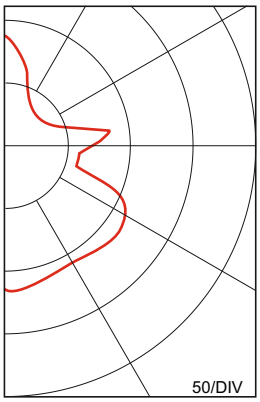


### Utilisation Factors

| Ceilings | .8 | .7 | .7 | .5 | .5 | .5 |
|---|---|---|---|---|---|---|
| Walls | .5 | .5 | .3 | .5 | .3 | .3 |
| Floor | .3 | .1 | .3 | .3 | .3 | .1 |
| Room ind. K | | | | | | |
| 0.60 | .33 | .32 | .25 | .23 | .22 | .20 |
| 0.80 | .41 | .39 | .32 | .29 | .28 | .25 |
| 1.00 | .48 | .45 | .38 | .34 | .33 | .29 |
| 1.25 | .54 | .50 | .43 | .40 | .38 | .33 |
| 1.50 | .59 | .54 | .48 | .44 | .42 | .37 |
| 2.00 | .67 | .61 | .55 | .51 | .48 | .42 |
| 2.50 | .72 | .65 | .60 | .56 | .53 | .46 |
| 3.00 | .76 | .68 | .63 | .60 | .56 | .49 |
| 4.00 | .82 | .72 | .68 | .65 | .60 | .53 |
| 5.00 | .85 | .75 | .71 | .69 | .63 | .55 |

### Glare Evaluation (2x2850 lm)

| Quality class | G | Service illuminance (Lux) | | | | | |
|---|---|---|---|---|---|---|---|
| B | 1.5 | 1000 | 500 | 300 | | | |
| C | 1.15 | | 1000 | 500 | 300 | | |
| D | 1.85 | | | 1000 | 500 | 300 | |
| E | 2.55 | | | | 1000 | 500 | 300 |

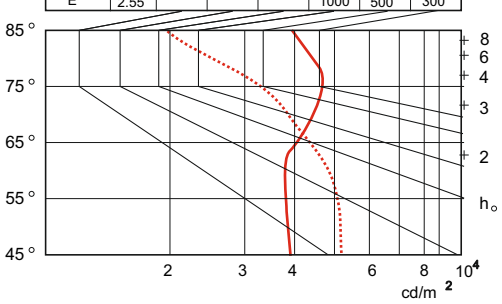


| e/h : 1.56 | Lum.Eff.: 93.0 % (η ) | C.I.E.: 32 60 82 59 η | BZ6 | UTE : .55G+.38T |
|---|---|---|---|---|

**VLUX**
Industrieweg Roosveld
3400 LANDEN BELGIUM

Tel + 32 11 88 09 00
Fax + 32 11 83 22 22

website www.vlux.com
**ISO 9001 certified company**

# technical data type **LPX**

**Housing :** glass reinforced polyester, compression moulded

**Diffuser :** injected prismatic diffuser available in PC.

**Impact strength data of the diffuser :** diffuser in PC : > 6.00 Nm

**Reflector :** white metal gear tray

**Clips :** 2-part stainless steel clips

**Sealing :** poured gasket

## Sources :

- Low Pressure Sodium: 26, 36, 55, 66, 90w
- Compact fluorescent: 1/2x36w, 1x40w, 1x55w

**Optional :** Nema socket for photocell

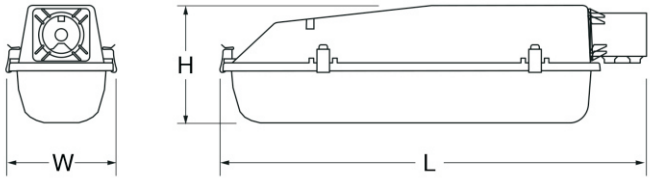


**Dimensions (mm)**

| Mounting mode | L | W | H |
|---|---|---|---|
| Pole top | 775 | 181 | 204 |
| Side entry | 760 | 181 | 204 |
| Wall | 670 | 181 | 204 |
| Corner | 765 | 181 | 204 |



Side-entry
(dia 42 upto 60) mm)

Hinged diffuser and
removable geartray



Wall mounting bracket

Pole-top, side entry
bracket

CE

EN 60598

IP65

V27.01.2014

V LUX

LPX 1x55w
(TC-L Vertical)

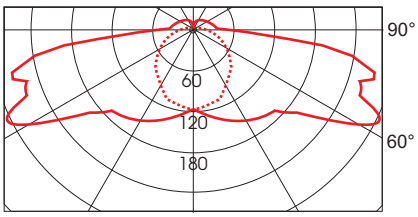


LPX 2x36w
(TC-L Horizontal)

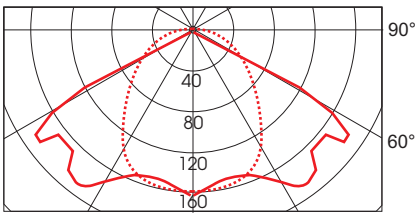


LPX 1x90w
Low Pressure Sodium (LTI)

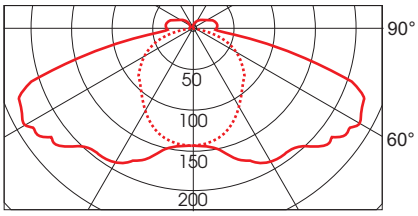


LPX 1x36w
Low Pressure Sodium

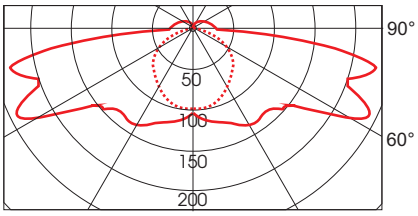


**VLUX**
Industrieweg Roosveld
3400 LANDEN BELGIUM

Tel + 32 11 88 09 00
Fax + 32 11 83 22 22

website www.vlux.com
ISO 9001 certified company

# technical data type **CLX**

**Housing :** glass reinforced polyester, compression moulded

**Diffuser :** injected prismatic diffuser available in PC

**Impact strength data of the diffuser :** diffuser in PC : > 6.00 Nm

**Reflector :** white metal gear tray

**Clips :** 2-part stainless steel clips

**Sealing :** poured gasket

**Sources:**
- Compact fluorescent: 1/2x36w, 1x40w, 1x55w

**Optional**: Nema socket for photocell

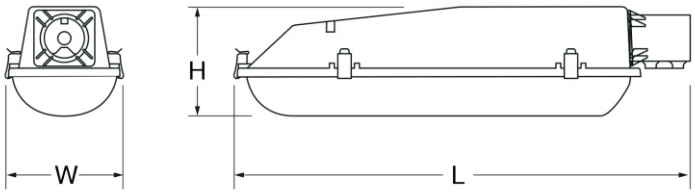


**Dimensions (mm)**

| Mounting mode | L | W | H |
|---|---|---|---|
| Pole top | 775 | 181 | 168 |
| Side entry | 760 | 181 | 168 |
| Wall | 670 | 181 | 168 |
| Corner | 765 | 181 | 168 |

Side-entry (dia 42 upto 60) mm)

Hinged diffuser and removable geartray



Wall mounting bracket

Pole-top, side entry bracket

CE

EN 60598

IP65

V LUX

V 27.01.2014

**CLX 2x36**
(TC-L vertical)

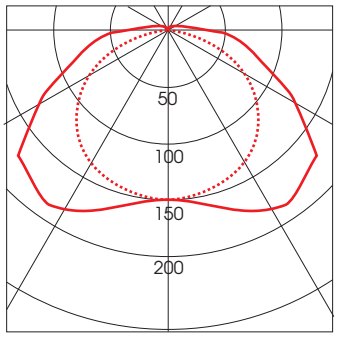


**CLX 2x36**
(TC-L horizontal)

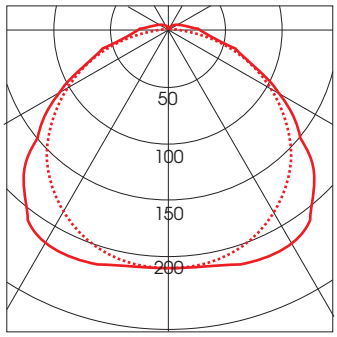


**CLX 1x36**
(TC-L vertical)

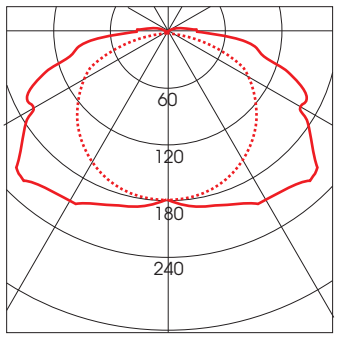


**CLX 1x36**
(TC-L horizontal)

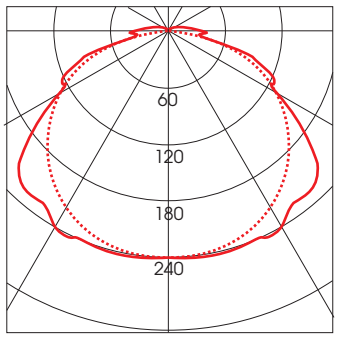


**VLUX**
Industrieweg Roosveld
3400 LANDEN BELGIUM

Tel + 32 11 88 09 00
Fax + 32 11 83 22 22

website www.vlux.com
ISO 9001 certified company.



# technical data type **LILI**

## *LiLi*, the *Li*near *Li*ghting:

- The fitting consists of a white metal back plate, a plastic extruded clear or opal diffuser and standard white or black coloured plastic injected endcaps.
- The cover guarantees an efficient direct/indirect light.
- The plastic diffuser is snap-in mounted on the metal backplate and is easy removable without any tool.
  Available in : -PMMA (clear, opal or frost)
  -UV stabilised Polystyrene (clear, opal)
  -Polycarbonate (light opal)
- *Optional :* - Adjustable cable suspension (upto 2 m).
  - Endcap + midcap in PC.

## Electrical specifications:

- ferromagnetic ballast and switch starters.
- low loss ballast
- Individual or "in-line" luminaires (max 16A).
- *Optional :* - parallel compensation
  - electronic starters
  - HF-ballast in 36 and 58w



Endcap
(PS high impact)



"Midcap" for in-line
assembly (PS high impact)

**Lamps:**

- fluorescent T8 lamps : 18 - 36 - 58w
- fluorescent T5 lamps : 8-21-28-35-39-49-54w



Throughwiring
(in-line installation)



Adjustable cable
suspension (option)



High quality prismatic diffuser
(PMMA - Bc7 - PC)

Easy access
(no tools necessary)

CE

EN 60598

F

IP20

V LUX

V04.03.2019

# technical data type **LILI**

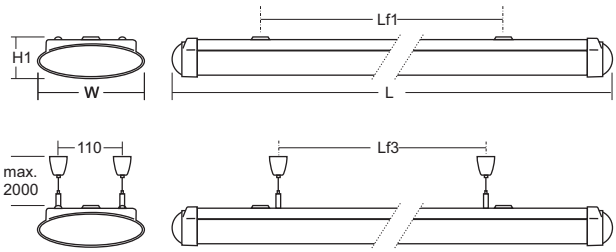


### LiLi Suspension set

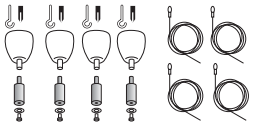

### LiLi Connection set

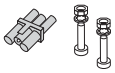

| Lili T8 | L | W | H1 | Lf1 | Lf3 | Kg |
|---|---|---|---|---|---|---|
| 2x 18W | 683 | 208 | 77 | 460 | 370 | 2.0 |
| 2x 36W | 1293 | 208 | 77 | 800 | 710 | 3.8 |
| 2x 58W | 1593 | 208 | 77 | 1000 | 910 | 5.4 |
| Lili T5 | | | | | | |
| 1x 35/49W | 1550 | 208 | 77 | 1000 | 910 | 4.5 |
| 2x 21/39W | 950 | 208 | 77 | 570 | 480 | 1.8 |
| 2x 28/54W | 1250 | 208 | 77 | 800 | 710 | 3.0 |
| 2x 35/49W | 1550 | 208 | 77 | 1000 | 910 | 4.5 |
| 2x8W | 420 | 208 | 77 | - | - | 1.1 |

| Lili-EM (emergency) | L | W | H1 | Battery | Autonomy | Kg |
|---|---|---|---|---|---|---|
| 1x8W | 420 | 208 | 77 | 3x4Ah | 3h | 1.8 |

### LiLi

### LiLi Mid-End

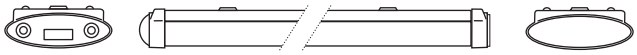

### LiLi Mid-Mid

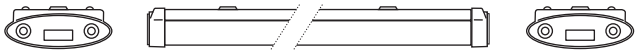

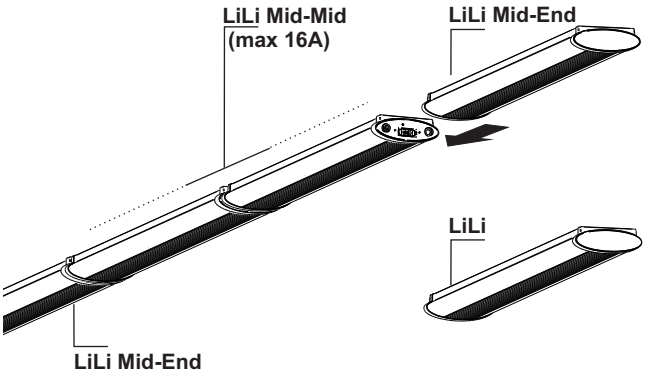


**LiLi 2x36w**
Acrylic
Lum.Eff.: 69 % η )

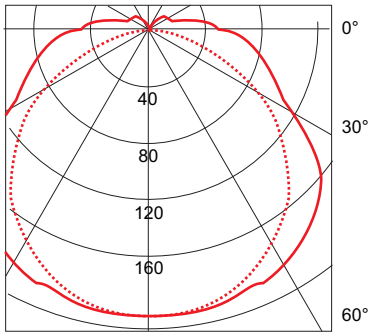


**LiLi 2x36w**
PS
Lum.Eff.: 66 % η )

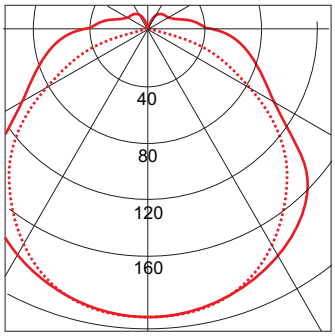


**LiLi 2x36w**
Opal
Lum.Eff.: 52 % η )

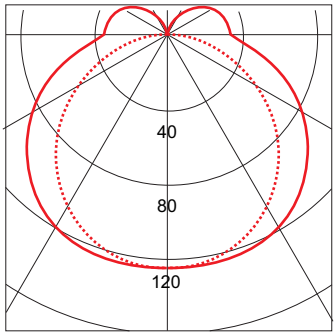


**VLUX**
Industrieweg Roosveld
3400 LANDEN BELGIUM

Tel + 32 11 88 09 00
Fax + 32 11 83 22 22

website www.vlux.com
ISO 9001 certified company



# technical data type **BUBA**

**Body**: standard; injected white polycarbonate.
- ***Upon request*** : transparent or transparent blue.

**Diffuser** : standard; injected opal PMMA or opal polycarbonate.

**Impact strenght data of the diffusor** :
- Diffuser in PC : > 6Nm (IK08).
- Diffuser in PMMA : > 0.7Nm (IK05).

**Reflector :** glossy galvanised metal plate.

**Electrical specifications :**
- HF or ferromagnetic ballasts (depending on lamp type).
- ***Optional*** : - Emergency module. (1x28W TC-DD, 1x18W TC-L).
  - Motion detector.(Buba large only). (1x22W T5R, 1x18W TC-L).

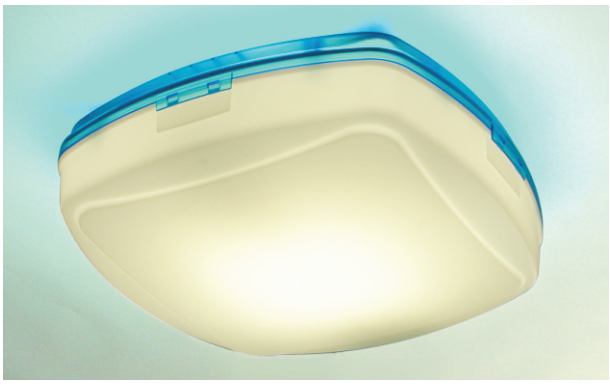

Lamps:
- 1x TC-DD 16W / 28W / 38W
- 1or 2 xTCS 7W / 9W / 11W.
- 2 xTCS 11W.
- 1or 2 xTC-L 18W.
- 1x T5R 22W.



Easy installation



Electrical connection

Diffuser is clicked on the base



Easy opening of the diffuser



Transparent or transparent blue bases (Optional)

High frequency motion detector. (Optional)

CE | F | PC/PC 850°c | IP 54

16.01.2012

The liabilities are bound to the published informations, which might be modified without notice.

V LUX

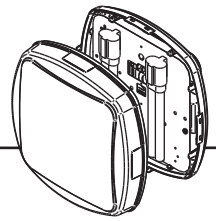

# technical data type **BUBA**

| Buba Small | | L | Reflector pos. | Ballast ferro. | Ballast EL |
|---|---|---|---|---|---|
| 1x 7/9 W | TC-S(el) | 250 | Low | G23 | 2G7 |
| 1x16 W | TC-DD | 250 | Low | - | GR10q |
| 1x18 W | TC-D(el) | 250 | Low | G24d-2 | G24q-2 |
| 2x 7/9 W** | TC-S(el) | 250 | Low | G23 | 2G7 |

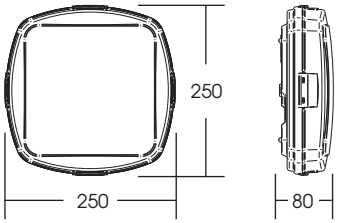


| Buba Large | | L | Reflector pos. | Ballast ferro. | Ballast EL |
|---|---|---|---|---|---|
| 1x18 W | TC-L | 305 | Low | 2G11 | 2G11 |
| 1x22 W | TR5 | 305 | Low | - | 2GX13 |
| 1x26W | TC-D(el) | 305 | Low | G24d-3 | G24q-3 |
| 1x28 W | TC-DD | 305 | High | GR8 | GR10q |
| 1x38 W* | TC-DD | 305 | High | - | GR10q |
| 2x11 W | TC-Sel | 305 | Low | - | 2G7 |
| 2x18 W | TC-L | 305 | High | - | 2G11 |

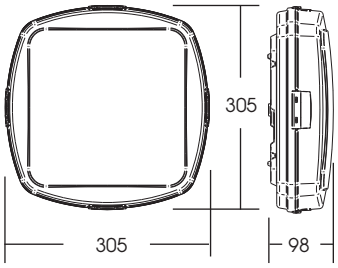


| Buba Large Emergency | | L | Reflector pos. | Batteries | Ballast EL. |
|---|---|---|---|---|---|
| 1x28 W* | TC-DD | 305 | High | 3h. | GR10q |
| 1x18 W* | TC-L | 305 | High | 3h. | 2G11 |

| Buba Large Motion detector | | L | Reflector pos. | Ballast EL. |
|---|---|---|---|---|
| 1x22 W | TR5 | 305 | High | 2GX13 |
| 1x18 W | TC-L | 305 | High | 2G11 |

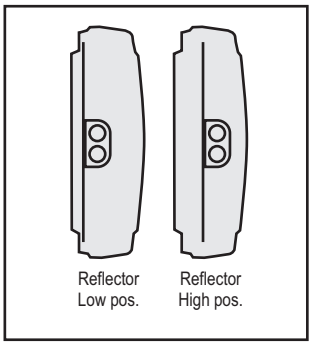


All dimensions are in mm.
*: Ta max. is 25°c.

**VLUX**
Industrieweg Roosveld
3400 LANDEN BELGIUM

Tel + 32 11 88 09 00
Fax + 32 11 83 22 22

website www.vlux.com
**ISO 9001 certified company**



# technical data type **BUBA+**

+ bracket

**Body**: standard; injected white polycarbonate.

**Diffuser** : standard; injected opal PMMA or opal polycarbonate.

**Impact strenght data of the diffusor** :
- Diffuser in PC : > 6Nm (IK08).
- Diffuser in PMMA : > 0.7Nm (IK05).

**Reflector :** glossy galvanised metal plate.

**Bracket** : injected polycarbonate.
Buba+ has a pre-mounting installation bracket for quick & easy electrical connection.
This bracket fits both large & small Buba+.

**Electrical specifications :**
- HF-ballasts
- ***Optional*** :
  - Emergency module. (1x28W TC-DD, 1x18W TC-L).
  - Motion detector.(Buba large only). (1x22W T5R, 1x18W TC-L).

Lamps:
- 1x TC-DD 16W / 28W / 38W
- 1 or 2x TCSel 7W / 9W
- 2x TCSel 11W.
- 1 or 2 xTC-L 18W.
- 1x T5R 22W.



1. Bracket is fixed



2. wires attached to connector.



3.Buba+ is clicked on the bracket.

Two "clicks" for bracket mounting.



Easy opening of the diffuser



vandal-proof screw (Optional)



3 poles connector protection cap (Optional)

High frequency motion detector. (Optional)

CE

F

PC/PC 850°c

**IP 54**

V09.12.2013

The liabilities are bound to the published informations, which might be modified without notice.

V LUX



# technical data type **BUBA+**

+ bracket

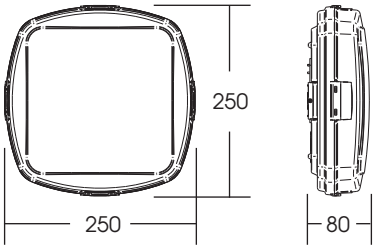


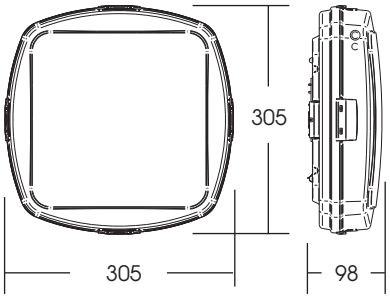


| Buba+ Small (with bracket) | | L | Ballast EL |
|---|---|---|---|
| 1x 7/9 W | TC-Sel | 250 | 2G7 |
| 1x16 W | TC-DD | 250 | GR10q |
| 1x18 W | TC-Del | 250 | G24q-2 |
| 2x 7/9 W** | TC-Sel | 250 | 2G7 |

| Buba+ Large (with bracket) | | L | Ballast EL |
|---|---|---|---|
| 1x18 W | TC-L | 305 | 2G11 |
| 1x22 W | TR5 | 305 | 2GX13 |
| 1x28 W | TC-DD | 305 | GR10q |
| 1x38 W** | TC-DD | 305 | GR10q |
| 2x11 W | TC-Sel | 305 | 2G7 |
| 2x18 W | TC-L | 305 | 2G11 |

| Buba+ Large Emergency | | L | Ballast EL. | Batt. |
|---|---|---|---|---|
| 1x28 W** | TC-DD | 305 | GR10q | 3h. |
| 1x18 W** | TC-L | 305 | 2G11 | 3h. |

| Buba+ Large Motion detector | | L | Ballast EL. |
|---|---|---|---|
| 1x22 W | TR5 | 305 | GR10q |
| 1x18 W | TC-L | 305 | 2G11 |

All dimensions are in mm.
**: Ta max. is 25°c.

**VLUX**
Industrieweg Roosveld
3400 LANDEN BELGIUM

Tel + 32 11 88 09 00
Fax + 32 11 83 22 22

website www.vlux.com
**ISO 9001 certified company.**



# technical data type **SLIM**

Housing: White profiled housing with plastic endcaps.

Louvre: Single or double parabolic louvre available, fixed into the housing with a shoot bolt system

Types of louvres:
- double parabolic: LG 3 : Cat 2. (T8 or T5)
  - AB: bright anodized aluminium
  - AM: matt anodized aluminium

- asymetric : AB: bright anodized aluminium (T8 or T5)

Electrical specifications:
- ferromagnetic ballast and switch or electronic starters
- optional:
  - Parallel compensation.
  - HF or HFD ballast.
  - low loss ballast.
  - emergency module : 1 or 3 hours.

Lamps:
- fluorescent lamps (T8) in 18w -36w -58w.
- fluorescent lamps (T5) in 28w -35w.

Louver with 4 shootbolts



Hingeable louvre



Asymetric louvre

CE

IP20

V09.12.2013

V LUX

# technical data type **SLIM**

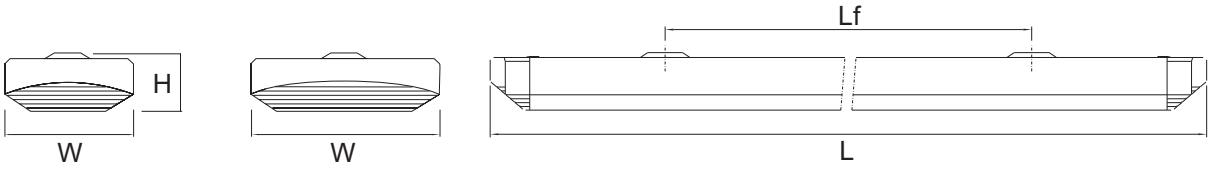


| Slim T8 | L | Slim T5 | L | W | H | Lf | Kg | m3 |
|---|---|---|---|---|---|---|---|---|
| 1x 36W | 1299 | 1x 28W | 1254 | 170 | 75 | 650 | 3.7 | 0.018 |
| 1x 58W | 1599 | 1x 35/49W | 1554 | 170 | 75 | 800 | 4.9 | 0.022 |
| 2x 36W | 1299 | 2x 28W | 1254 | 255 | 75 | 650 | 5.6 | 0.027 |
| 2x 58W | 1599 | 2x 35/49W | 1554 | 255 | 75 | 800 | 7.3 | 0.033 |

## SLIM DP AB Duo

Correction factors : 36W: 1.00 58W: 1.00

### Polair Diagram

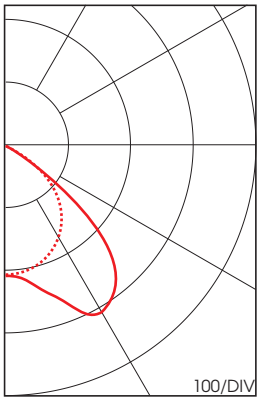


### Utilisation Factors

| Ceilings | .8 | .7 | .7 | .5 | .5 | .5 |
|---|---|---|---|---|---|---|
| Walls | .5 | .5 | .3 | .5 | .3 | .3 |
| Floor | .3 | .1 | .3 | .3 | .3 | .1 |
| Room ind. K | | | | | | |
| 0.60 | .42 | .29 | .25 | .28 | .24 | .24 |
| 0.80 | .48 | .35 | .31 | .34 | .31 | .30 |
| 1.00 | .52 | .40 | .36 | .39 | .35 | .34 |
| 1.25 | .55 | .45 | .41 | .43 | .40 | .38 |
| 1.50 | .58 | 48 | .44 | .46 | .43 | .41 |
| 2.00 | .61 | .52 | .49 | .50 | .48 | .45 |
| 2.50 | .62 | .55 | .52 | .52 | .50 | .47 |
| 3.00 | .64 | .57 | .54 | .54 | .52 | .48 |
| 4.00 | .65 | .59 | .57 | .56 | .54 | .50 |
| 5.00 | .66 | .60 | .58 | .57 | .55 | .51 |

### Glare Evaluation 2x3350 lm

| Quality class | G | Service illuminance (Lux) | | | | |
|---|---|---|---|---|---|---|
| A | 1.15 | 2000 | 1000 | 500 | | |
| B | 1.5 | | 2000 | 1000 | 500 | 250 |
| C | 1.85 | | | 2000 | 1000 | 500 |

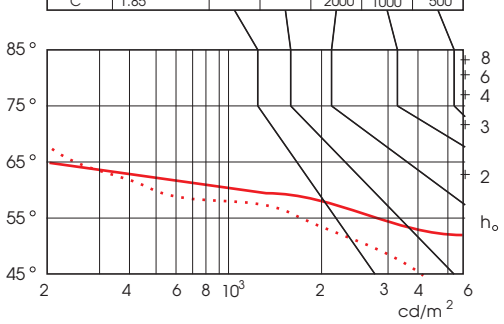


e/h : 1.77 | Lum.Eff.: 52 % (η ) | C.I.E.: 62 98 99 100 η | BZ3/1.00 B22 | UTE : .52C

## SLIM WH/WH Duo

Correction factors : 36W : 1.00 58W . 1.00

### Polair Diagram

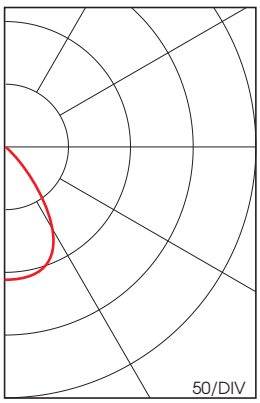


### Utilisation Factors

| Ceilings | .8 | .7 | .7 | .5 | .5 | .5 |
|---|---|---|---|---|---|---|
| Walls | .5 | .5 | .3 | .5 | .3 | .3 |
| Floor | .3 | .1 | .3 | .3 | .3 | .1 |
| Room ind. K | | | | | | |
| 0.60 | .42 | .28 | .24 | .28 | .24 | .23 |
| 0.80 | .47 | .34 | .30 | .33 | .29 | .28 |
| 1.00 | .51 | .39 | .34 | .37 | .33 | .32 |
| 1.25 | .54 | .43 | .39 | .41 | .38 | .36 |
| 1.50 | .57 | .46 | .42 | .44 | .41 | .39 |
| 2.00 | .60 | .51 | .47 | .48 | .45 | .43 |
| 2.50 | .62 | .54 | .51 | .51 | .48 | .45 |
| 3.00 | .64 | .56 | .53 | .53 | .51 | .47 |
| 4.00 | .65 | .59 | .56 | .55 | .53 | .49 |
| 5.00 | .66 | .60 | .58 | .57 | .55 | .49 |

### Glare Evaluation 2x3350 lm

| Quality class | G | Service illuminance (Lux) | | | | |
|---|---|---|---|---|---|---|
| A | 1.15 | 2000 | 1000 | 500 | | |
| B | 1.5 | | 2000 | 1000 | 500 | 250 |
| C | 1.85 | | | 2000 | 1000 | 500 |

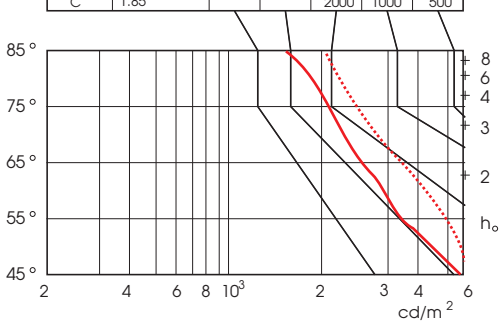


e/h : 1.41 | Lum.Eff.: 53 % (η ) | C.I.E.: 56 86 97 100 η | BZ3 | UTE : .53C


**VLUX**
Industrieweg Roosveld
3400 LANDEN BELGIUM

Tel + 32 11 88 09 00
Fax + 32 11 83 22 22

website www.vlux.com
**ISO 9001 certified company**



# technical data type **Slim 4x18**

Housing: - made of white powder coated steel.
- corners in injected plastic material.

Louvre: - double or single parabolic in anodised aluminium.
- spring mounted in the metal housing.

Types of louvres:
- single parabolic: longitudinal reflector / crossblade
  - MAT/MAT : matt / matt
- double parabolic: LG 3 : Cat 2 and Cat 3
  - AB: bright anodized aluminium
  - AM: matt anodized aluminium

Other types on request :
- 3x18W, 3x36W, 3x58W
- 4x36W, 4x58W

Electrical specifications:
- ferromagnetic ballast and switch or electronic starters
- optional: - serial or parallel compensation
  - HF or HFD ballast
  - low loss ballast



injection molded corners



Hingeable louvre

| Lamps: |
|---|
| - fluorescent lamps (TL - T8) 4x 18w |

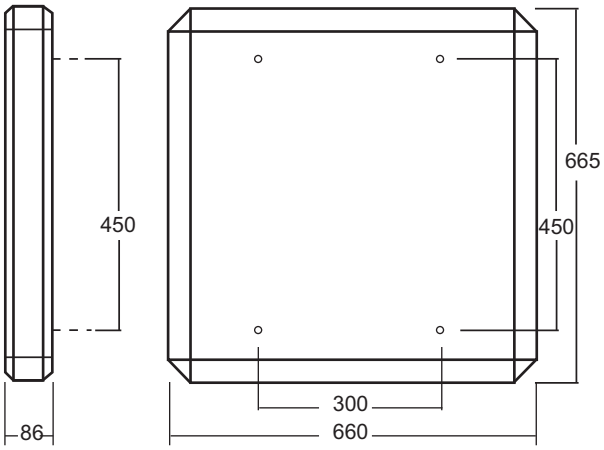


CE | EN 60598 | F | IP20

V17.01.2012

*The dimensions shown on this document can be modified without notice.

V LUX



# technical data type **Echo**

**Housing:** White powder coated steel.

**Louvre:** Single or double parabolic.
- Single parabolic : bright longitudinal reflector. mat crossblade.
- Double parabolic : bright longitudinal reflector. Bright “V” shaped crossblade.

**Electrical specifications:**
- ferromagnetic ballast and switch or electronic starters

**Option :** Adjustable cable suspension set.

Other T5 models on demand

**Lamps:**
- fluorescent lamps (T8) in 18w -36w -58w
- fluorescent lamps (T5) in 14w -24w



Single parabolic louver

Double parabolic louver

Hingeable louvre



Quick connector

| Echo | L | W | H | Lf | Kg |
|---|---|---|---|---|---|
| 1x18W | 650 | 170 | 65 | 340 | 2.3 |
| 2x18W | 650 | 266 | 65 | 340 | 2.7 |
| 4x18W | 650 | 650 | 65 | 340 | 4.7 |
| 1x36W | 1260 | 170 | 65 | 950 | 3.9 |
| 2x36W | 1260 | 266 | 65 | 950 | 4.8 |
| 4x36W | 1260 | 650 | 65 | 950 | 8.6 |
| 1x58W | 1560 | 170 | 65 | 1250 | 4.7 |
| 2x58W | 1560 | 266 | 65 | 1250 | 6.6 |
| 4x14W | 610 | 610 | 65 | 300 | 3.2 |
| 4x24W | 610 | 610 | 65 | 300 | 3.2 |

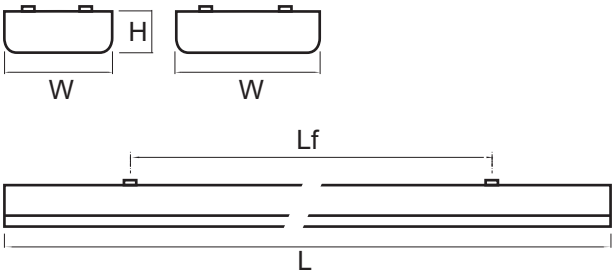


IP20

*The dimensions shown on this document can be modified without notice.

V LUX

V16.01.2012

**Echo 1x58**
Single parabolic
Lum.Eff.: 63 % ( ) η

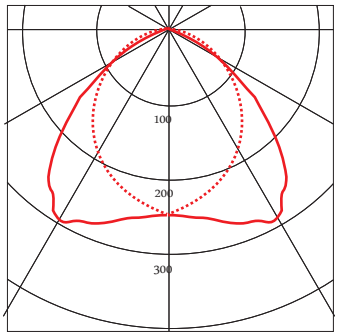


**Echo 2x58**
Single parabolic
Lum.Eff.: 62 % ( ) η

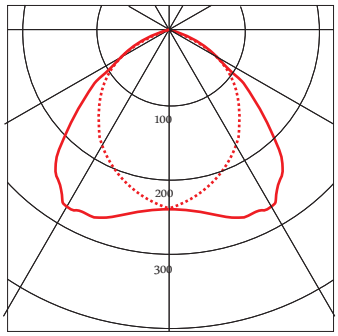


**Echo 2x36**
Double parabolic
Lum.Eff.: 65 % ( ) η

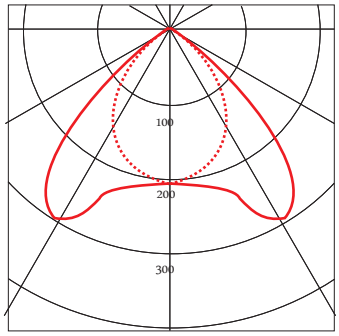


**Echo 4x18**
Single parabolic
Lum.Eff.: 66 % ( ) η

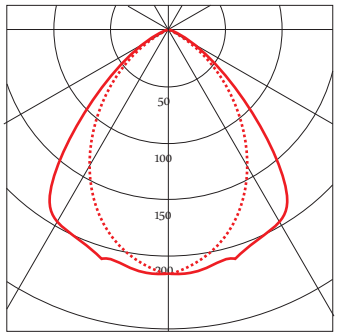


**VLUX**
Industrieweg Roosveld
3400 LANDEN BELGIUM

Tel + 32 11 88 09 00
Fax + 32 11 83 22 22

website www.vlux.com
**ISO 9001 certified company.**



# technical data type **Seagull**

Housing and reflector:

- The fitting consists of white powder coated reflectors, and endcaps, fixed on a geartray.
- A semi cylindrical diffuser of perforated white powder coated steel holding an opal sheet on the inside.
- The cover guarantees an efficient direct/indirect light.

Electrical specifications:

- ferromagnetic ballast and switch starters
- optional:
  - serial or parallel compensation
  - electronic starters
  - low loss ballast
  - HF ballast.

Lamps:
- T8 fluorescent lamps in 18 - 36 - 58w
- T5 fluorescent lamps in 28 - 35 - 49 - 54w



Easy opening of the diffuser



All components fixed on geartray



Perforated diffuser

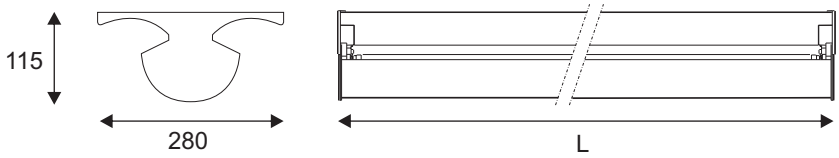


| Model **T8** | **L** | **W** | **H** |
|---|---|---|---|
| 1x 18W | 627 | 280 | 115 |
| 1x 36W | 1237 | 280 | 115 |
| 1x 58W | 1537 | 280 | 115 |
| 2x 18W | 627 | 280 | 115 |
| 2x 36W | 1237 | 280 | 115 |
| 2x 58W | 1537 | 280 | 115 |

| Model **T5** | **L** | **W** | **H** |
|---|---|---|---|
| 2x 28W | 1200 | 280 | 115 |
| 2x 54W | 1200 | 280 | 115 |
| 2x 35W | 1500 | 280 | 115 |
| 2x 49W | 1500 | 280 | 115 |

CE

EN 60598

F

IP20

*The dimensions shown on this document can be modified without notice.

V LUX

V09.12.2013

Seagull 2x36 — Correction factors : 18W: 0.95 36W: 1.00 58W: 0.96

## Polair Diagram

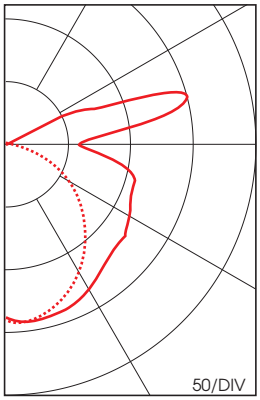


## Utilisation Factors

| Ceilings | .8 | .7 | .7 | .5 | .5 | .5 |
|---|---|---|---|---|---|---|
| Walls | .8 | .5 | .3 | .5 | .3 | .3 |
| Floor | .3 | .3 | .3 | .3 | .3 | .1 |
| Room ind. K | | | | | | |
| 0.60 | ..38 | .21 | .16 | .19 | .15 | .15 |
| 0.80 | .43 | .26 | .21 | .23 | .19 | .18 |
| 1.00 | .47 | .30 | .25 | .27 | .22 | .22 |
| 1.25 | .50 | .34 | .29 | .30 | .26 | .25 |
| 1.50 | .53 | .37 | .32 | .33 | .29 | .27 |
| 2.00 | .57 | .42 | .37 | .37 | .33 | .31 |
| 2.50 | .59 | .46 | .41 | .40 | .37 | .34 |
| 3.00 | .61 | .48 | .44 | .42 | .39 | .36 |
| 4.00 | .63 | .52 | .48 | .45 | .42 | .39 |
| 5.00 | .64 | .54 | .51 | .47 | .45 | .41 |

## Glare Evaluation (1x3350 lm)

| Quality class | G | Service illuminance (Lux) | | | | |
|---|---|---|---|---|---|---|
| A | 1.15 | 2000 | 1000 | 500 | | |
| B | 1.5 | | 2000 | 1000 | 500 | 250 |
| C | 1.85 | | | 2000 | 1000 | 500 |

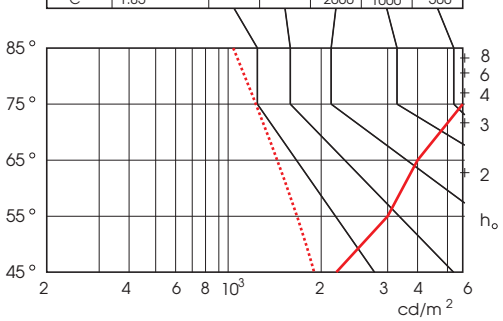


e/h : 1.58 | Lum.Eff.: 57.5 % (η) | C.I.E.: 32 57 79 74 η | BZ6/7 | UTE : .42H+.15T

**VLUX**
Industrieweg Roosveld
3400 LANDEN BELGIUM

Tel + 32 11 88 09 00
Fax + 32 11 83 22 22

website www.vlux.com
ISO 9001 certified company



# technical data type **WKX**

Base : Batten fitting made of white stove enamelled steel.

*- optional :*

- white steel reflectors.
- high polished aluminium reflector.
- high polished alum. assymetrical reflector.

Suitable for a wide range of applications where many low cost lighting points are requested.

Electrical specifications :

- The metal case contains all switchstart (other versions on request) control gear components, lampholders and terminal connector for fluorescent lamps.
- Electrical wiring with first quality components according to European norms and standards.



WKX T8 with aluminium reflector (optional)

WKX T8 with white coated reflector (optional)

Lamps :

- fluorescent T8 lamps in 18w - 36w - 58w
- fluorescent T5 lamps in 14w-24w-28w-35w-49w-54w-80w



WKX T8 with aluminium assymetrical reflector (optional)



WKX T5

3p. troughwiring with connector (optional)

IP20

V09.12.2013

*The dimensions shown on this page can be modified without notice.

V LUX

# technical data type **WKX**

WKX T8

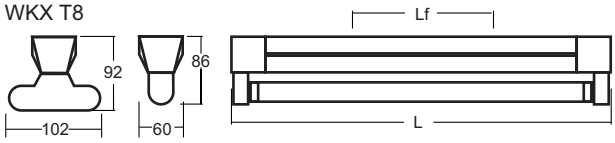


WKX T5

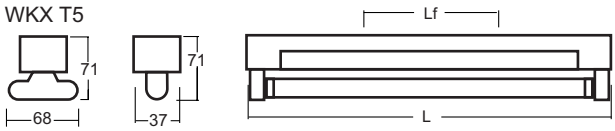


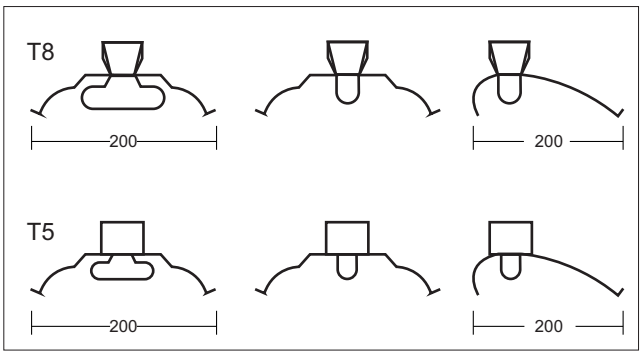


| **Model T8** | | **L** | **Lf** |
|---|---|---|---|
| 1x18W | 2x18W | 615 | 450 |
| 1x36W | 2x36W | 1225 | 900 |
| 1x58W | 2x58W | 1525 | 1200 |
| | | | |
| **Model T5** | | | |
| 1x14/24W | 2x14/24W | 584 | 400 |
| 1x28/54W | 2x28/54W | 1184 | 900 |
| 1x35/49/80W | 2x35/49/80W | 1484 | 1200 |

WKX 2x58 white ref. | Lum.Eff.: 77% η )

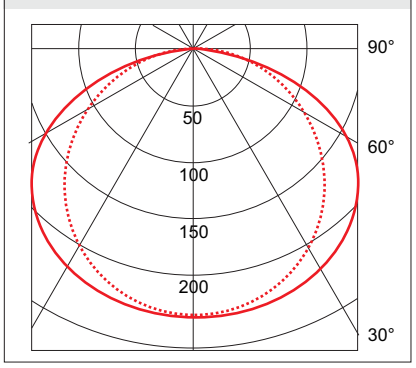


WKX 2x58 Aluminium ref. | Lum.Eff.: 77% η )

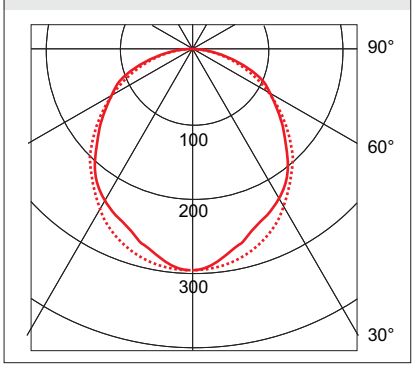


WKX 2x58 | Lum.Eff.: 91 % η )

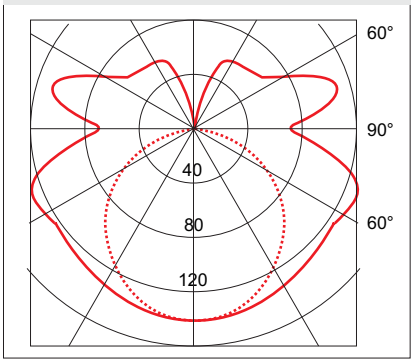


WKX 1x36 Assym. ref. | Lum.Eff.: 79 % η )

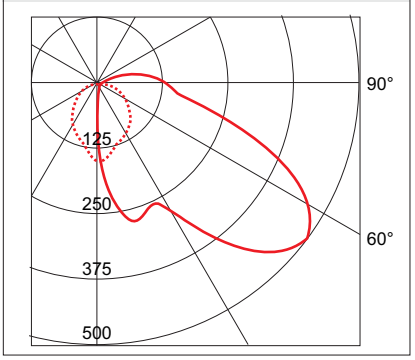


**VLUX**
Industrieweg Roosveld
3400 LANDEN BELGIUM

Tel + 32 11 88 09 00
Fax + 32 11 83 22 22

website www.vlux.com
**ISO 9001 certified company**

# technical data type **IDP**

Housing and diffuser:

- Housing: made of white powder coated steel, developed for module 600 ceilings.
  - option: side mounting brackets
- Louvres: spring mounted in the metal housing
  Double parabolic louvres (LG 3 Cat.2)
  available in: - AB: bright anodized alumium
  - AM: mat anodized alumium

Electrical specifications:

- ferromagnetic ballast and switch starters
- optional: - parallel compensation
  - electronic starters
  - low loss ballast
  - HF-ballast and HFD-ballast

Lamps:
- fluorescent lamps in 18 - 36 - 58w

Side mounting bracket (optional)

Spring mounted louver

Louver in open position



Louver in aluminium Mat finish

**Panel ceiling Mod. 100/200**

| Model | L | W1 | H1 | Kg | m3 |
|---|---|---|---|---|---|
| 1x 36W | 1197 | 184 | 93 | 2.9 | 0.022 |
| 1x 58W | 1497 | 184 | 93 | 3.9 | 0.027 |

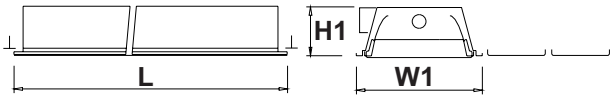


**T rails ceiling Mod. 300/600**

| Model | Module | L | W | H | Kg | m3 |
|---|---|---|---|---|---|---|
| 1x 36W | - | 1197 | 184 | 93 | 2.9 | 0.022 |
| 1x 58W | - | 1497 | 184 | 93 | 3.9 | 0.027 |
| 2x 18W | 300 x 600 | 597 | 297 | 93 | 2.5 | 0.020 |
| 2x 36W | 300 x 1200 | 1197 | 297 | 93 | 4.9 | 0.040 |
| 2x 58W | 300 x 1500 | 1497 | 297 | 93 | 6.3 | 0.050 |
| 3x 18W | 600 x 600 | 597 | 597 | 93 | 4.9 | 0.040 |
| 4x 18W | 600 x 600 | 597 | 597 | 93 | 4.9 | 0.040 |
| 4x 36W | 600 x 1200 | 1197 | 597 | 93 | 9.5 | 0.080 |

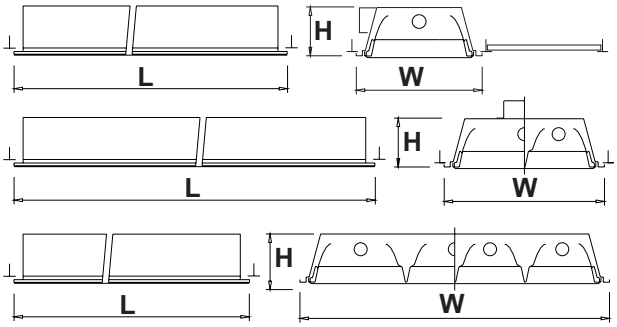


CE

EN 60598

F

IP20

*The dimensions shown on this document can be modified without notice.

V LUX

V 23.08.2017

## IDP 2x36W AB

Correction factors : 2x65W : 0.99

### Polair Diagram

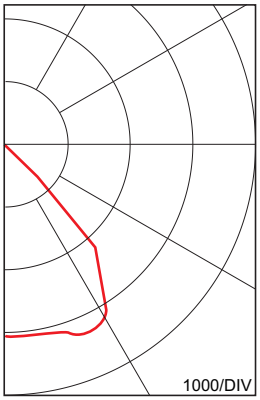


### Utilisation Factors

| Ceilings | .8 | .7 | .7 | .5 | .5 | .5 |
|---|---|---|---|---|---|---|
| Walls | .5 | .5 | .3 | .5 | .3 | .3 |
| Floor | .3 | .1 | .3 | .3 | .3 | .1 |
| Room ind. K | | | | | | |
| 0.60 | .39 | .38 | .34 | .37 | .34 | .33 |
| 0.80 | .45 | .44 | .40 | .43 | .39 | .38 |
| 1.00 | .50 | .49 | .45 | .47 | .44 | .42 |
| 1.25 | .54 | .53 | .49 | .51 | .48 | .46 |
| 1.50 | .57 | .56 | .53 | .54 | .51 | .49 |
| 2.00 | .62 | .61 | .57 | .58 | .55 | .52 |
| 2.50 | .65 | .63 | .61 | .60 | .58 | .54 |
| 3.00 | .67 | .65 | .63 | .62 | .60 | .56 |
| 4.00 | .69 | .67 | .65 | .64 | .62 | .57 |
| 5.00 | .71 | .68 | .67 | .65 | .63 | .58 |

### Glare Evaluation

2x3350 lm

| Quality class | G | Service illuminance (Lux) | | | | |
|---|---|---|---|---|---|---|
| A | 1.15 | 2000 | 1000 | 500 | | |
| B | 1.5 | | 2000 | 1000 | 500 | 250 |
| C | 1.85 | | | 2000 | 1000 | 500 |

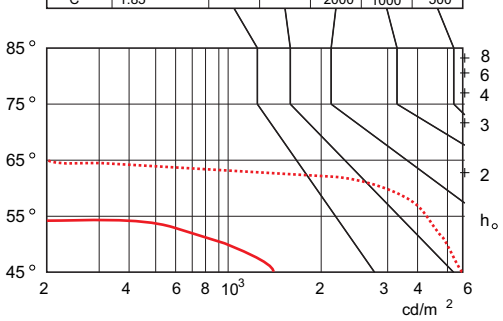


e/h : 1.32 | Lum.Eff.: 58.5 % (η ) | C.I.E.: 75 99 99 100 η | BZ1 | UTE : .59B

## IDP 4x18W AB

Correction factors : 4x36W : 0.99

### Polair Diagram

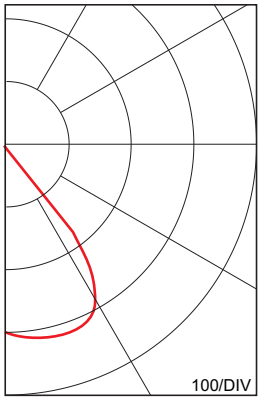


### Utilisation Factors

| Ceilings | .8 | .7 | .7 | .5 | .5 | .5 |
|---|---|---|---|---|---|---|
| Walls | .5 | .5 | .3 | .5 | .3 | .3 |
| Floor | .3 | .1 | .3 | .3 | .3 | .1 |
| Room ind. K | | | | | | |
| 0.60 | .33 | .33 | .28 | .32 | .28 | .27 |
| 0.80 | .40 | .39 | .34 | .38 | .33 | .32 |
| 1.00 | .45 | .44 | .39 | .43 | .36 | .37 |
| 1.25 | .50 | .49 | .44 | .47 | .43 | .41 |
| 1.50 | .54 | .53 | .48 | .50 | .47 | .44 |
| 2.00 | .59 | .58 | .54 | .55 | .52 | .49 |
| 2.50 | .63 | .61 | .58 | .58 | .55 | .52 |
| 3.00 | .66 | .64 | .61 | .60 | .58 | .54 |
| 4.00 | .69 | .67 | .64 | .63 | .61 | .56 |
| 5.00 | .71 | .69 | .66 | .65 | .63 | .58 |

### Glare Evaluation

4x1350 lm

| Quality class | G | Service illuminance (Lux) | | | | |
|---|---|---|---|---|---|---|
| A | 1.15 | 2000 | 1000 | 500 | | |
| B | 1.5 | | 2000 | 1000 | 500 | 250 |
| C | 1.85 | | | 2000 | 1000 | 500 |

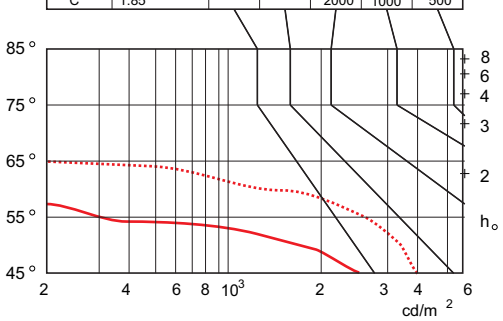


e/h : 1.49 | Lum.Eff.: 62.0 % (η ) | C.I.E.: 72 98 99 100 η | BZ1 | UTE : .62B

**VLUX**
Industrieweg Roosveld
3400 LANDEN BELGIUM

Tel + 32 11 88 09 00
Fax + 32 11 83 22 22

website www.vlux.com
**ISO 9001 certified company.**



# technical data type **INK**



Housing and diffuser:

- Housing: made of white powder coated steel, developed for module 600 ceilings.
  - option: side mounting brackets
  - option: IP54 (from room side only).

- Diffuser: available in a prismatic or opal (PC, PS) sheet, mounted into an aluminium frame (anodised).

Electrical specifications:

- ferromagnetic ballast and switch starters
- optional: - HF-ballast and HFD-ballast (DALI)

Lamps:
- fluorescent lamps in T8 / 18 - 36 - 58w
- also available in T5: 4x14w and LED

Side mounting bracket (optional)

Spring mounted louver



White frame (option)



Suspension spring

**Panel ceiling Mod. 100/200**

| Model | L | W1 | H1 | Kg | m3 |
|---|---|---|---|---|---|
| 1x 36W | 1197 | 184 | 93 | 2.9 | 0.022 |
| 1x 58W | 1497 | 184 | 93 | 3.9 | 0.027 |

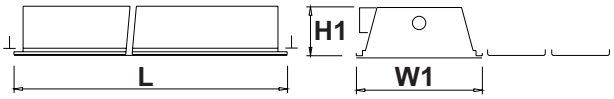


**T rails ceiling Mod. 300/600**

| Model | Module | L | W | H | Kg | m3 |
|---|---|---|---|---|---|---|
| 1x 36W | - | 1197 | 184 | 93 | 2.9 | 0.022 |
| 1x 58W | - | 1497 | 184 | 93 | 3.9 | 0.027 |
| 2x 18W | 300 x 600 | 597 | 297 | 93 | 2.5 | 0.020 |
| 2x 36W | 300 x 1200 | 1197 | 297 | 93 | 4.9 | 0.040 |
| 2x 58W | 300 x 1500 | 1497 | 297 | 93 | 6.3 | 0.050 |
| 3x 18W | 600 x 600 | 597 | 597 | 93 | 4.9 | 0.040 |
| 4x 18W | 600 x 600 | 597 | 597 | 93 | 4.9 | 0.040 |
| 4x 36W | 600 x 1200 | 1197 | 597 | 93 | 9.5 | 0.080 |
| 4x 14W | 600 x 600 | 596 | 596 | 94 | 4.8 | 0.040 |

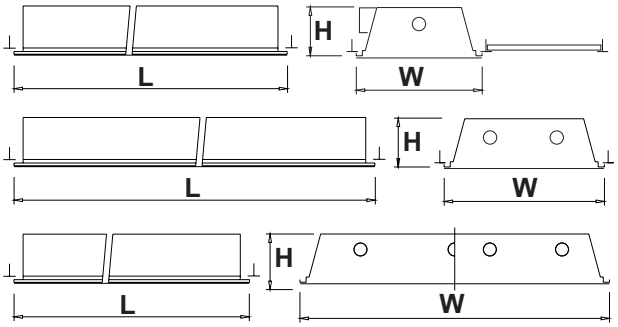


CE | EN 60598 | F | IP40 / IP54

*The dimensions shown on this document can be modified without notice.

V LUX

V 23.08.2017

## INK Opal 4x18

Correction factors : 1x36:1.19 2x36:0.97 3x18:1.06 3x36:1.06 4x18:1.00 4x36:1.00

### Polair Diagram

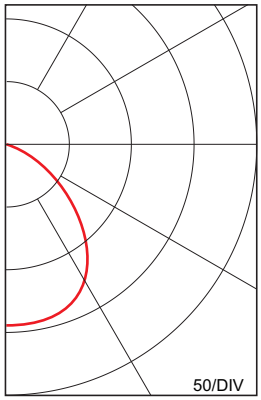


### Utilisation Factors

| Ceilings | .8 | .7 | .7 | .5 | .5 | .5 |
|---|---|---|---|---|---|---|
| Walls | .5 | .5 | .3 | .5 | .3 | .3 |
| Floor | .3 | .1 | .3 | .3 | .3 | .1 |
| Room ind. K | | | | | | |
| 0.60 | .23 | .23 | .19 | .22 | .19 | .18 |
| 0.80 | .29 | .28 | .24 | .27 | .23 | .23 |
| 1.00 | .33 | .32 | .28 | .31 | .27 | .26 |
| 1.25 | .37 | .36 | .34 | .35 | .31 | .30 |
| 1.50 | .40 | .40 | .35 | .38 | .34 | .33 |
| 2.00 | .45 | .44 | .40 | .42 | .39 | .37 |
| 2.50 | .49 | .47 | .44 | .45 | .42 | .39 |
| 3.00 | .51 | .49 | .46 | .47 | .44 | .41 |
| 4.00 | .54 | .52 | .50 | .49 | .47 | .44 |
| 5.00 | .56 | .54 | .52 | .51 | .49 | .45 |

### Glare Evaluation

2x3350 lm

| Quality class | G | Service illuminance (Lux) | | | | |
|---|---|---|---|---|---|---|
| A | 1.15 | 2000 | 1000 | 500 | | |
| B | 1.5 | | 2000 | 1000 | 500 | 250 |
| C | 1.85 | | | 2000 | 1000 | 500 |

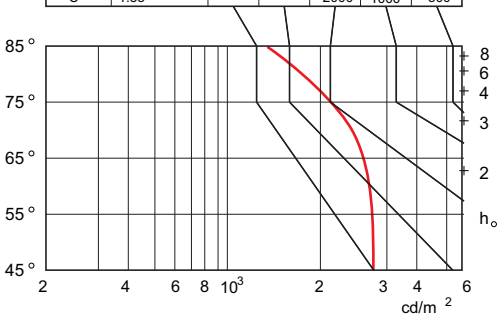


e/h : 1.72 | Lum.Eff.: 74.5 % (η ) | C.I.E.: 33 61 82 87 74 η | BZ6 | UTE : .65H+.10T

## INK Prismatic 4x18

Correction factors : 1x36:1.20 2x36:0.99 3x18:1.06 3x36:1.06 4x18:1.00 4x36:1.00

### Polair Diagram

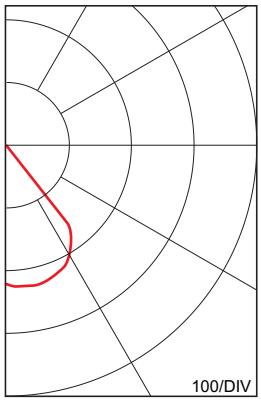


### Utilisation Factors

| Ceilings | .8 | .7 | .7 | .5 | .5 | .5 |
|---|---|---|---|---|---|---|
| Walls | .5 | .5 | .3 | .5 | .3 | .3 |
| Floor | .3 | .1 | .3 | .3 | .3 | .1 |
| Room ind. K | | | | | | |
| 0.60 | .33 | .33 | .28 | .32 | .28 | .27 |
| 0.80 | .40 | .39 | .34 | .38 | .33 | .32 |
| 1.00 | .45 | .44 | .39 | .43 | .36 | .37 |
| 1.25 | .50 | .49 | .44 | .47 | .43 | .41 |
| 1.50 | .54 | .53 | .48 | .50 | .47 | .44 |
| 2.00 | .59 | .58 | .54 | .55 | .52 | .49 |
| 2.50 | .63 | .61 | .58 | .58 | .55 | .52 |
| 3.00 | .66 | .64 | .61 | .60 | .58 | .54 |
| 4.00 | .69 | .67 | .64 | .63 | .61 | .56 |
| 5.00 | .71 | .69 | .66 | .65 | .63 | .58 |

### Glare Evaluation

4x1350 lm

| Quality class | G | Service illuminance (Lux) | | | | |
|---|---|---|---|---|---|---|
| A | 1.15 | 2000 | 1000 | 500 | | |
| B | 1.5 | | 2000 | 1000 | 500 | 250 |
| C | 1.85 | | | 2000 | 1000 | 500 |

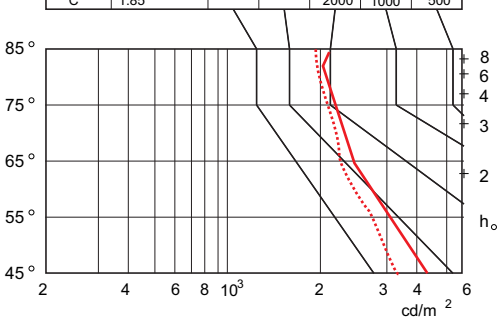


e/h : 1.40 | Lum.Eff.: 61.0 % (η ) | C.I.E.: 47 86 96 100 η | BZ3 | UTE : .61C

**VLUX**
Industrieweg Roosveld
3400 LANDEN BELGIUM

Tel + 32 11 88 09 00
Fax + 32 11 83 22 22

website www.vlux.com
**ISO 9001 certified company**

# technical data type **INW**



**Housing and diffuser:**
- Housing: made of white powder coated steel, developed for module 600 ceilings.
- option: side mounting brackets
- option: longitudinal mounting brackets

**Types of louvres:**
- single parabolic: longitudinal reflector / crossblade
- MAT/MAT : matt / matt

Side mounting bracket (optional)

**Electrical specifications:**
- ferromagnetic ballast and switch starters
- optional:
  - parallel compensation
  - electronic starters
  - low loss ballast
  - HF-ballast and HFD-ballast

**Lamps:** - fluorescent lamps in 18 - 36 - 58w

**Panel ceiling Mod. 100/200**

| Model | L | W1 | H1 | Kg | m3 |
|---|---|---|---|---|---|
| 1x 36W | 1197 | 184 | 93 | 2.9 | 0.022 |
| 1x 58W | 1497 | 184 | 93 | 3.9 | 0.027 |

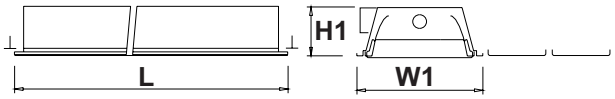


**T rails ceiling Mod. 300/600**

| Model | Module | L | W | H | Kg | m3 |
|---|---|---|---|---|---|---|
| 1x 36W | - | 1197 | 184 | 93 | 2.9 | 0.022 |
| 1x 58W | - | 1497 | 184 | 93 | 3.9 | 0.027 |
| 2x 18W | 300 x 600 | 597 | 297 | 93 | 2.5 | 0.020 |
| 2x 36W | 300 x 1200 | 1197 | 297 | 93 | 4.9 | 0.040 |
| 2x 58W | 300 x 1500 | 1497 | 297 | 93 | 6.3 | 0.050 |
| 3x 18W | 600 x 600 | 597 | 597 | 93 | 4.9 | 0.040 |
| 4x 18W | 600 x 600 | 597 | 597 | 93 | 4.9 | 0.040 |
| 4x 36W | 600 x 1200 | 1197 | 597 | 93 | 9.5 | 0.080 |

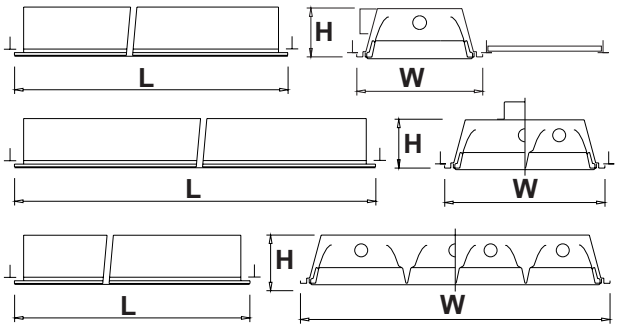


CE | EN 60598 | F | IP20

*The dimensions shown on this document can be modified without notice.

V LUX

V 23.08.2017

## INW 2x36W

**Corr. factors : 2x36W**: M/D: 0.96 M/M: 0.98 / **2x58W**: M/W: 0.99 M/D : 0.96 M/M: 0.97

### Polair Diagram

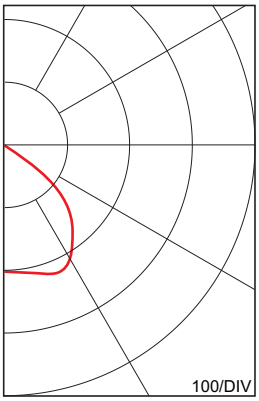


### Utilisation Factors

| | | | | | | |
|---|---|---|---|---|---|---|
| Ceilings | .8 | .7 | .7 | .5 | .5 | .5 |
| Walls | .5 | .5 | .3 | .5 | .3 | .3 |
| Floor | .3 | .1 | .3 | .3 | .3 | .1 |
| Room ind. K | | | | | | |
| 0.60 | .34 | .33 | .29 | .32 | .28 | .28 |
| 0.80 | .40 | .40 | .35 | .39 | .34 | .33 |
| 1.00 | .46 | .45 | .40 | .43 | .39 | .38 |
| 1.25 | .51 | .50 | .45 | .48 | .44 | .42 |
| 1.50 | .55 | .53 | .49 | .51 | .47 | .45 |
| 2.00 | .60 | .58 | .55 | .56 | .53 | .50 |
| 2.50 | .63 | .62 | .58 | .59 | .56 | .52 |
| 3.00 | .66 | .64 | .61 | .61 | .58 | .54 |
| 4.00 | .69 | .67 | .64 | .63 | .61 | .56 |
| 5.00 | .71 | .68 | .66 | .64 | .63 | .56 |

### Glare Evaluation

2x3350 lm

| Quality class | G | Service illuminance (Lux) | | | | |
|---|---|---|---|---|---|---|
| A | 1.15 | 2000 | 1000 | 500 | | |
| B | 1.5 | | 2000 | 1000 | 500 | 250 |
| C | 1.85 | | | 2000 | 1000 | 500 |

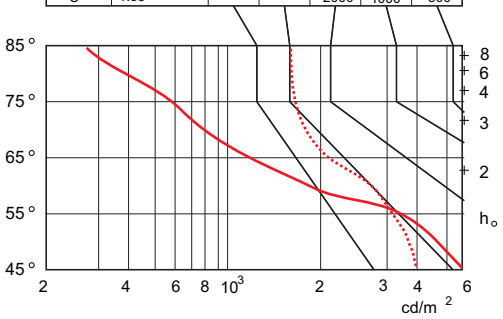


e/h : 1.45 | Lum.Eff.: 60 % (η) | C.I.E.: 60 90 96 100 η | BZ3 | UTE : .60C

## INW 4x18W

**Corr. factors : 4x18W**: M/D: 0.96 M/M: 0.98 / 4x36**W**: M/W: 0.99 M/D : 0.96 M/M: 0.98

### Polair Diagram

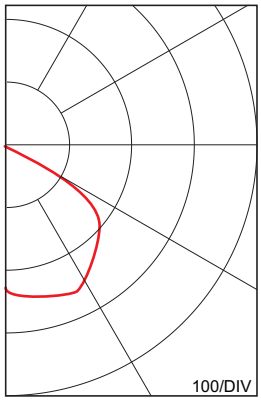


### Utilisation Factors

| | | | | | | |
|---|---|---|---|---|---|---|
| Ceilings | .8 | .7 | .7 | .5 | .5 | .5 |
| Walls | .5 | .5 | .3 | .5 | .3 | .3 |
| Floor | .3 | .1 | .3 | .3 | .3 | .1 |
| Room ind. K | | | | | | |
| 0.60 | .50 | .34 | .29 | .33 | .29 | .28 |
| 0.80 | .57 | .41 | .36 | .40 | .35 | .34 |
| 1.00 | .62 | .47 | .42 | .45 | .41 | .40 |
| 1.25 | .66 | .52 | .47 | .50 | .46 | .44 |
| 1.50 | .69 | .56 | .52 | .54 | .50 | .48 |
| 2.00 | .73 | .62 | .58 | .59 | .56 | .52 |
| 2.50 | .75 | .65 | .62 | .62 | .59 | .55 |
| 3.00 | .77 | .68 | .65 | .64 | .62 | .57 |
| 4.00 | .78 | .71 | .68 | .67 | .65 | .60 |
| 5.00 | .79 | .73 | .70 | .68 | .67 | .61 |

### Glare Evaluation

4x1350 lm

| Quality class | G | Service illuminance (Lux) | | | | |
|---|---|---|---|---|---|---|
| A | 1.15 | 2000 | 1000 | 500 | | |
| B | 1.5 | | 2000 | 1000 | 500 | 250 |
| C | 1.85 | | | 2000 | 1000 | 500 |

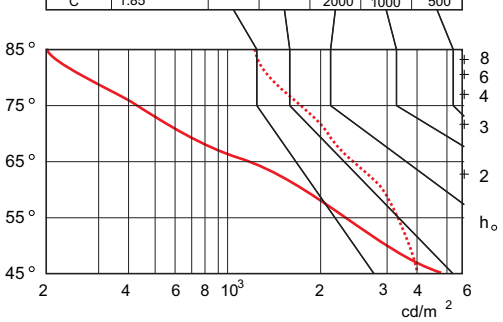


e/h : 1.56 | Lum.Eff.: 64.0 % (η) | C.I.E.: 58 90 98 100 η | BZ3 | UTE : .64C

**VLUX**
Industrieweg Roosveld
3400 LANDEN BELGIUM

Tel + 32 11 88 09 00
Fax + 32 11 83 22 22

website www.vlux.com
**ISO 9001 certified company**

# technical data type **ECLIPS**



**Housing:** 60 mm heigh, powder coated white steel, developed for module 600 ceilings and T5 application.

**Louvre:**
- Louvre dark light (equivalent to cat 2)
- double parabolic louvre available in bright anodized aluminium(AB)(MIRO 4)
- the crossblades of the louvre are designed for optimal efficiency.

**Electrical specifications:**
- T5 electronic ballasts (HF)
- T5 dimmable electronic ballasts (HFD)
- Emergency version on request.

**Lamps:**
- T5 fluorescent lamps in:
  - 3x14W, 3x24W, 4x14W, 4x24W
  - 2x28W

  Other wattages on request.

"Hang-on" frame with integrated louvres

Double parabolic (cat 2) louvre

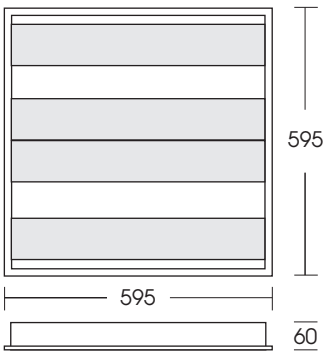

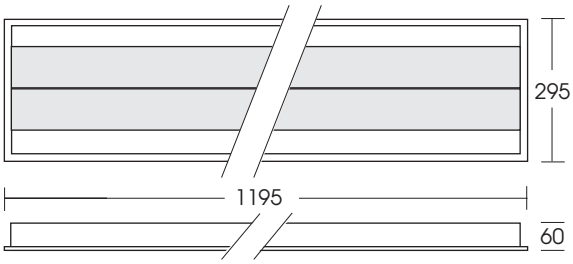


CE

EN 60598

F

IP20

V16.01.2012

*The dimensions shown on this document can be modified without notice.

V LUX

**Eclips**
2x 28W T5

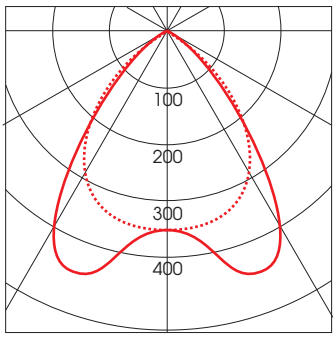


**Eclips**
4x 14W T5

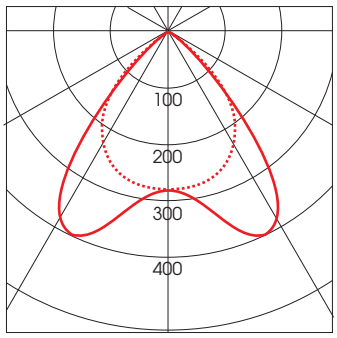


**Eclips**
3x 14W T5

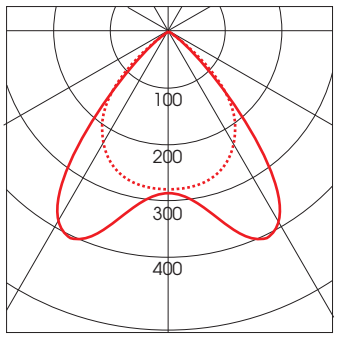


**Eclips**
4x 24W T5

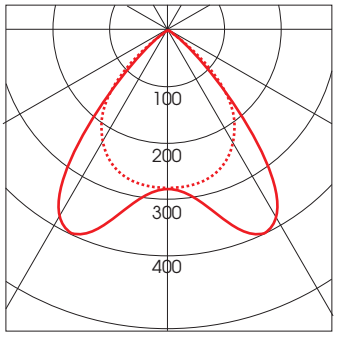


**Eclips**
3x 24W T5

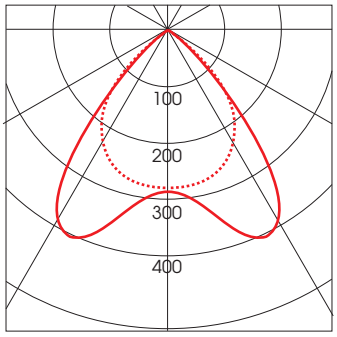


**VLUX**
Industrieweg Roosveld
3400 LANDEN BELGIUM

Tel + 32 11 88 09 00
Fax + 32 11 83 22 22

website www.vlux.com
**ISO 9001 certified company.**

# technical data type **WAVE**

## Housing and reflector:

- Housing: made of white painted steel, developed for module 600 ceilings.
- The backreflector consists of two parabolic profiled reflectors, partly covered by a perforated refractor.
- This refractor is covered by a white synthetic paper, especially developed for this application, which guarantees an indirect, mellow light.

## Electrical specifications:

- ferromagnetic ballast and switch starters
- optional: - parallel compensation
  - electronic starters
  - low loss ballast
  - HF-ballast and HFD-ballast

## Lamps:

- fluorescent lamps of 36 - 55w TC-L



TC-L type
access to lamp



TC-L type
access to conectors



Perforated diffuser

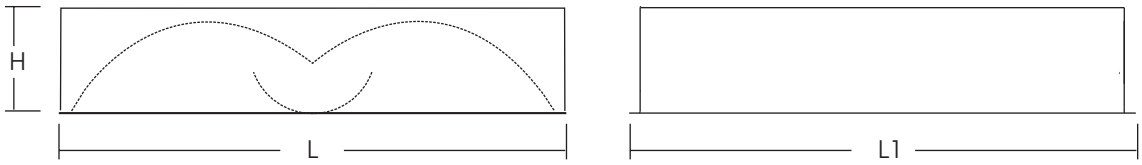


| Model | L | L1 | H |
|---|---|---|---|
| 2 x 36W TC-L | 595 | 595 | 100 |
| 2 x 40W TC-L | 595 | 595 | 100 |
| 2 x 55W TC-L | 595 | 595 | 100 |

CE

EN 60598

IP20

V09.12.2013

*The dimensions shown on this document can be modified without notice.

V LUX

## Wave 2x36W TC-L

### Polair Diagram

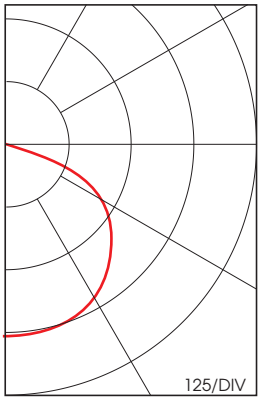


### Utilisation Factors

| | | | | | | |
|---|---|---|---|---|---|---|
| Ceilings | .8 | .7 | .7 | .5 | .5 | .5 |
| Walls | .5 | .5 | .3 | .5 | .3 | .3 |
| Floor | .3 | .1 | .3 | .3 | .3 | .1 |
| Room ind. K | | | | | | |
| 0.60 | .24 | .24 | .19 | .23 | .19 | .18 |
| 0.80 | .30 | .29 | .24 | .28 | .24 | .23 |
| 1.00 | .34 | .33 | .29 | .32 | .28 | .27 |
| 1.25 | .39 | .38 | .33 | .36 | .32 | .31 |
| 1.50 | .42 | .41 | .37 | .39 | .36 | .34 |
| 2.00 | .48 | .46 | .42 | .44 | .41 | .38 |
| 2.50 | .51 | .50 | .46 | .47 | .44 | .41 |
| 3.00 | .54 | .52 | .49 | .49 | .47 | .43 |
| 4.00 | .57 | .55 | .53 | .52 | .50 | .46 |
| 5.00 | .59 | .57 | .55 | .54 | .52 | .48 |

### Glare Evaluation 2x2000 lm

| Quality class | G | Service illuminance (Lux) | | | | |
|---|---|---|---|---|---|---|
| B | 1.15 | 2000 | 1000 | 500 | 250 | |
| C | 1.5 | | 2000 | 1000 | 500 | 250 |
| D | 1.85 | | | 2000 | 1000 | 500 |
| E | 2.55 | | | | 2000 | 1000 |

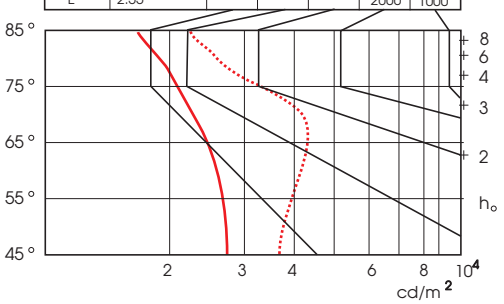


| e/h : 1.54 | Lum.Eff.: 52.0 % (η) | C.I.E.: 43 76 96 100 η | BZ5 | UTE : .52E+.00T |
|---|---|---|---|---|

**VLUX**
Industrieweg Roosveld
3400 LANDEN BELGIUM

Tel + 32 11 88 09 00
Fax + 32 11 83 22 22

website www.vlux.com
**ISO 9001 certified company**



# technical data type **DCH-R 175**

Body: made of zinc-coated sheet. The outer-ring is made of sheet steel surface finished with white powder coating RAL 9003 (another colour on request). The springs are made of a hardened zinc-coated steel tape.

Optic: reflector of high-polished aluminium coated by vapour deposition.

Options:
- Faceted reflector
- Recessed glass (IP44)
- Turbo parabolic reflector
- Decorative sand-blasted glass
- Brass or chrome outer-ring

Electrical specifications:
- ferromagnetic ballast and switch starters
- optional:
  - parallel compensation
  - low loss ballast
  - HF-ballast
  - HFD-ballast
  - conversion module (1 or 3 h.)

Lamps:
- 1or2 x13W : TC-D (G24d-1) or TC-DEL (G24q-1)
- 1or2 x18W : TC-D (G24d-2) or TC-DEL (G24q-2)
- 1or2 x26W : TC-D (G24d-3) or TC-DEL (G24q-3)

Easy mounting springs



Adjustable rear support

Faceted reflector (optional)

Recessed glass IP44 (optional)

Turbo parabolic refl. (optional)



Decorative glass (optional)

CE

F

IP20
IP44

*The dimensions shown on this document can be modified without notice.

V LUX

V09.12.2013

# technical data type **DCH-R 175**

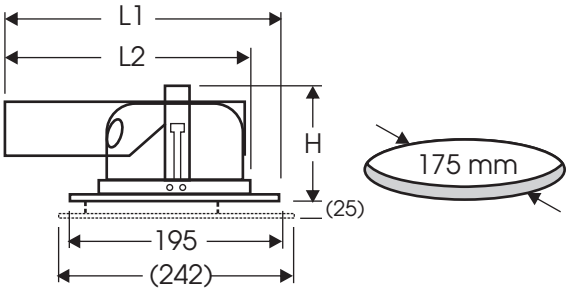


| Model DCH-R 175 | L1 | L2 | H |
|---|---|---|---|
| Standard refl. | 300 | 285 | 100 |
| Faceted reflector | 300 | 285 | 100 |
| Recessed glass | 300 | 285 | 110 |
| Turbo parab. refl. | 300 | 285 | 120 |
| Decorative glass | 300 | 285 | 100 |

DCH-R 175 Standard
2x 18W

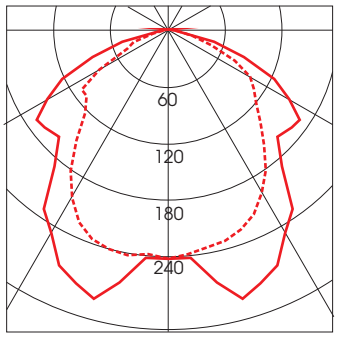


DCH-R 175 Faceted
2x 18W

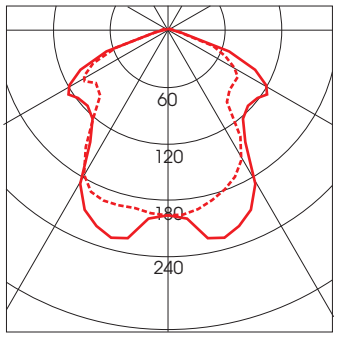


DCH-R 175 Recessed glass
2x 18W

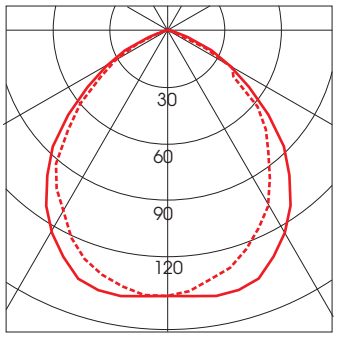


DCH-R 175 Turbo parabolic refl.
2x 18W

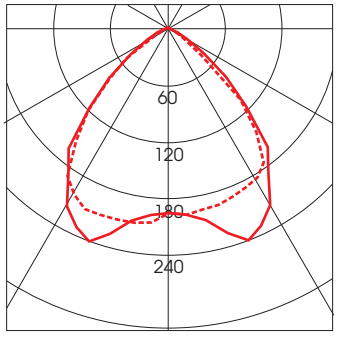


**VLUX**
Industrieweg Roosveld
3400 LANDEN BELGIUM

Tel + 32 11 88 09 00
Fax + 32 11 83 22 22

website www.vlux.com
ISO 9001 certified company.



# technical data type **DCH-R 205**

Body: made of zinc-coated sheet. The outer-ring is made of sheet steel surface finished with white powder coating RAL 9003 (another colour on request). The springs are made of a hardened zinc-coated steel tape.

Optic: reflector of high-polished aluminium coated by vapour deposition.

Options:
- Faceted reflector
- Recessed glass (IP44)
- Turbo parabolic reflector
- Decorative sand-blasted glass
- Brass or chrome outer-ring

Electrical specifications:
- ferromagnetic ballast and switch starters
- optional:
  - parallel compensation
  - low loss ballast
  - HF-ballast
  - HFD-ballast
  - conversion module (1 or 3 h.)

Lamps:
- 1or2 x26W : TC-D (G24d-3) or TC-DEL (G24q-3)
- 1or2 x32W : TC-TEL (G24q-3)
- 1or2 x42W : TC-TEL (G24q-4)

Easy mounting springs



Adjustable rear support

Faceted reflector
for 26W
(optional)

Recessed glass IP44
for 26W
(optional)

Turbo parabolic refl.
for 26W
(optional)



Decorative glass
for 26-32-42W
(optional)

CE

F

IP20
IP44

V09.12.2013

*The dimensions shown on this document can be modified without notice.

V LUX

# technical data type **DCH-R 205**

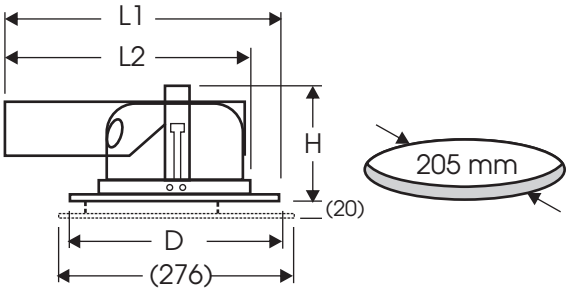


| **Model DCH-R 205 - 26W -** | **L1** | **L2** | **H** | **D** |
|---|---|---|---|---|
| Standard refl. | 340 | 325 | 125 | 225 |
| Faceted reflector | 340 | 325 | 125 | 225 |
| Recessed glass | 345 | 325 | 125 | 230 |
| Turbo parab. refl. | 345 | 325 | 145 | 230 |
| Decorative glass | 340 | 325 | 130 | 225 |

| **Model DCH-R 205 - 32W - 42W-** | **L1** | **L2** | **H** | **D** |
|---|---|---|---|---|
| Standard refl. | 365 | 350 | 125 | 225 |
| Decorative glass | 340 | 325 | 130 | 225 |

DCH-R 205 Standard
2x 26W

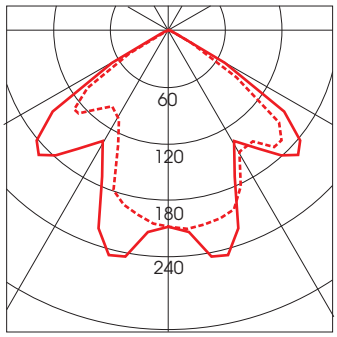


DCH-R 205 Standard
2x 32W

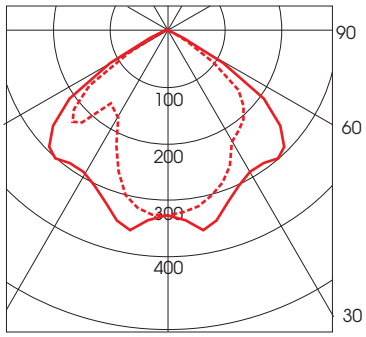


DCH-R 205 Recessed glass
2x 26W

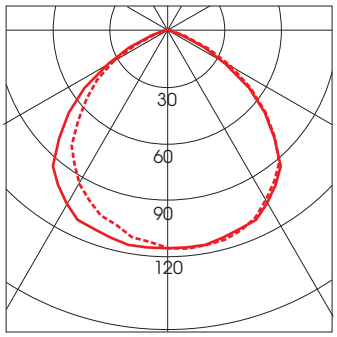


DCH-R 205 Turbo parabolic refl.
2x 26W

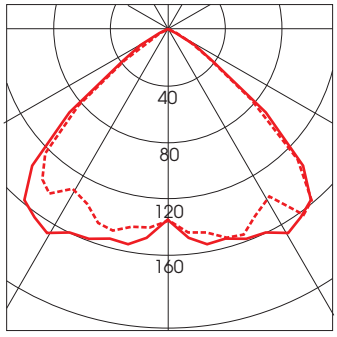


**VLUX**
Industrieweg Roosveld
3400 LANDEN BELGIUM

Tel + 32 11 88 09 00
Fax + 32 11 83 22 22

website www.vlux.com
**ISO 9001 certified company.**

# technical data type DCH-R 170 DCH-R 210 DCH-R 245

**Body:** made of zinc-coated sheet. The outer-ring is made of cast aluminium finished with white powder coating. The springs are made of a hardened zinc-coated steel tape.

**Optic:** Faceted reflector of high-polished aluminium coated by vapour deposition.
***- optional:*** - Frosted or transparant glass, providing a IP44 protection.

**Electrical specifications:**
- ferromagnetic ballast and switch starters.
***- optional:*** - HF-ballast.



Easy mounting springs



Protection cover



Adjustable rear support



Easy removable glass (option)

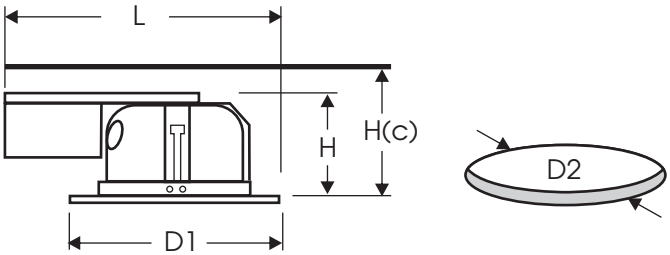


| Model | L | H | H(c) | D1 | D2 |
|---|---|---|---|---|---|
| **DCH-R 170** | 355 | 120 | 170 | 192 | 170 |
| **DCH-R 210** | 380 | 130 | 180 | 230 | 210 |
| **DCH-R 245** | 395 | 180 | 230 | 258 | 245 |

All dimensions are in mm.

| | DCH-R 170 | DCH-R210 | DCH-R 245 |
|---|---|---|---|
| 1x13W | ✔ | | |
| 1x18W | ✔ | | |
| 1x26W | | ✔ | |
| 1x32W | | | ✔ |
| 1x42W | | | ✔ |
| 2x13W | ✔ | | |
| 2x18W | ✔ | | |
| 2x26W | | ✔ | |
| 2x32W | | | ✔ |
| 2x42W | | | ✔ |

CE

F

**IP20**
—
**IP44**

V09.12.2013

*The dimensions shown on this document can be modified without notice.

V LUX

# technical data type **EMX**

**Housing:**
- injection moulded housing made out of polycarbonate (PC) or polystyrene (PS), with EPDM gasket.
- standard white coloured.
- optional: grey coloured.

**Diffuser:**
- injection moulded diffuser, fixed to the housing with screws, made out of polycarbonate (PC) or acrylic (PMMA).
- opal or clear prismatic or PC-frosted
- pictograms optional.

**Reflector:**
- made of white stove enamelled steel.
- reflector attached to the housing by quickly detachable ”reflector clips”.

**Electrical specifications:**
- ferromagnetic ballast and switch starters.
- optional:
  - emergency applications in 1 and 3H autonomy. (non maintained or sustained version).
  - test-buttons for emergency function test.
  - digital self test.

**Lamps:**
- fluorescent lamps in 8w
- fluorescent compact lamps in 9 - 11 - 18w
- Low pressure sodium lamps in 18w

Also LED version available with PC-frosted diffuser and efficiency of 88 lm/w.
(1143 lumen out of fitting for 13w)

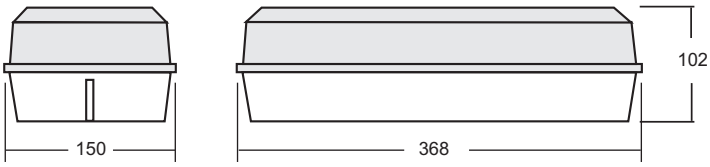




Easy "clip-on" gear tray

Opal diffuser



High quality electronic components

CE

EN 60598

F

IP65

V LUX

V09.12.2013

# technical data type **EMX**

| EMX | | Tot. light output ( Lumen ) |
|---|---|---|
| 1x9 W | TCS | 600 |
| 2x9 W | TCS | 950 |
| 1x11 W | TCS | 900 |
| 1x18 W | TCL | 1200 |
| 2x11W | TCS | 1800 |
| 1x8 W | T5 | 330 / 450* |
| 2x8 W | T5 | 660 / 900* |
| 1x18 W | LPS/SOX | 1800 |

(* = High efficiency lamp.)

| EMX Emergency | Tot. light output ( Lumen ) | Batteries | Auton. |
|---|---|---|---|
| 1x8 T5 (non maint.) | 125 | 3x 1.5Ah | 1h |
| 1x8 T5 " | 90 | 2x 4Ah | 3h |
| 2x8 T5 (sustained) | 330 + 125 | 3x 1.5Ah | 1h |
| 2x8 T5 " | 330 + 90 | 2x 4Ah | 3h |

(Other types of lamps and batteries on request.)

## EMX 1x8

Correction factors : 1.00

### Polair Diagram

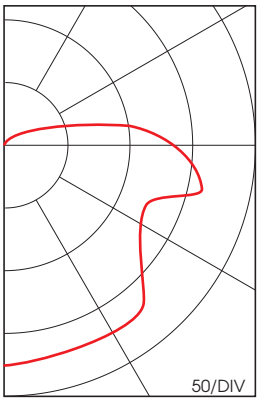


### Utilisation Factors

| Ceilings | .8 | .7 | .7 | .5 | .5 | .5 |
|---|---|---|---|---|---|---|
| Walls | .5 | .5 | .3 | .5 | .3 | .3 |
| Floor | .3 | .1 | .3 | .3 | .3 | .1 |
| Room ind. K | | | | | | |
| 0.60 | .35 | .32 | .26 | .31 | .25 | .24 |
| 0.80 | .42 | .39 | .33 | .38 | .31 | .30 |
| 1.00 | .49 | .44 | .39 | .43 | .36 | .35 |
| 1.25 | .55 | .49 | .45 | .49 | .42 | .40 |
| 1.50 | .60 | .53 | .50 | .53 | .46 | .44 |
| 2.00 | .68 | .59 | .57 | .59 | .53 | .50 |
| 2.50 | .74 | .63 | .63 | .64 | .58 | .54 |
| 3.00 | .78 | .66 | .68 | .67 | .62 | .58 |
| 4.00 | .84 | .70 | .74 | .72 | .67 | .62 |
| 5.00 | .87 | .73 | .78 | .75 | .71 | .65 |

### Glare Evaluation (1x330 lm)

| Quality class | G | Service illuminance (Lux) | | | | | |
|---|---|---|---|---|---|---|---|
| B | 1.5 | 1000 | 500 | 300 | | | |
| C | 1.15 | | 1000 | 500 | 300 | | |
| D | 1.85 | | | 1000 | 500 | 300 | |
| E | 2.55 | | | | 1000 | 500 | 300 |

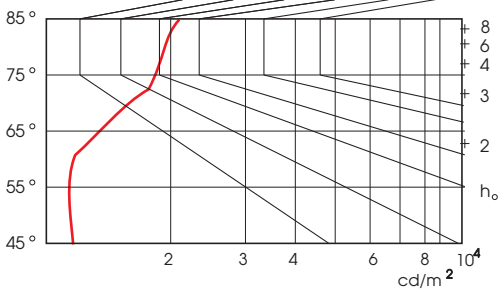


| e/h : 1.58 | Lum.Eff.: 89 % | C.I.E.: 35 59 80 85 89 | BZ6 | UTE :.76H+.13T |
|---|---|---|---|---|

## EMX 2x11

Correction factors : 2x11: 1.00 - 2x9: 1.09

### Polair Diagram

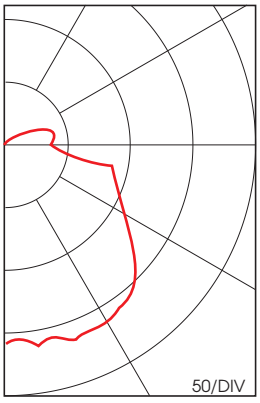


### Utilisation Factors

| Ceilings | .8 | .7 | .7 | .5 | .5 | .5 |
|---|---|---|---|---|---|---|
| Walls | .5 | .5 | .3 | .5 | .3 | .3 |
| Floor | .3 | .1 | .3 | .3 | .3 | .1 |
| Room ind. K | | | | | | |
| 0.60 | .29 | .27 | .22 | .26 | .21 | .21 |
| 0.80 | .35 | .32 | .28 | .32 | .26 | .26 |
| 1.00 | .40 | .36 | .33 | .36 | .31 | .30 |
| 1.25 | .46 | .41 | .38 | .41 | .36 | .34 |
| 1.50 | .50 | .44 | .42 | .44 | .39 | .37 |
| 2.00 | .56 | .49 | .48 | .49 | .45 | .42 |
| 2.50 | .60 | .52 | .53 | .53 | .49 | .46 |
| 3.00 | .63 | .54 | .56 | .55 | .52 | .48 |
| 4.00 | .68 | .57 | .60 | .59 | .56 | .51 |
| 5.00 | .70 | .59 | .64 | .61 | .58 | .54 |

### Glare Evaluation (2x 900 lm)

| Quality class | G | Service illuminance (Lux) | | | | | |
|---|---|---|---|---|---|---|---|
| B | 1.5 | 1000 | 500 | 300 | | | |
| C | 1.15 | | 1000 | 500 | 300 | | |
| D | 1.85 | | | 1000 | 500 | 300 | |
| E | 2.55 | | | | 1000 | 500 | 300 |

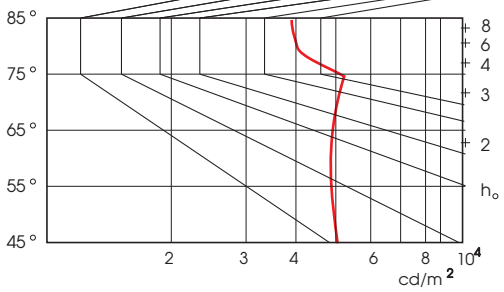


| e/h : 1.58 | Lum.Eff.:65.8 % | C.I.E.: 40 68 87 87 66 | BZ5 2.00 BZ6 | UTE : .57G+.09T |
|---|---|---|---|---|

**VLUX**
Industrieweg Roosveld
3400 LANDEN BELGIUM

Tel + 32 11 88 09 00
Fax + 32 11 83 22 22

website www.vlux.com
**ISO 9001 certified company.**

# technical data type **LILI-EM**

Housing:
- White powder coated steel.
- White coloured polycarbonate injected endcaps.

Diffuser:
The plastic diffuser is snap-in mounted on the metal backplate and is easy removable without any tool.
- Extruded profile in frosted PMMA.
- Extruded profile in opal polycarbonate.

Electrical specifications:
- ferromagnetic ballast and switch starters.
- emergency applications in 3H
- test-buttons for emergency function test.
- non maintained or maintained version.
- *optional:* - HF ballast.
  - Standard (no emergency) 1&2 x 8W.



Lamps: Fluorescent lamps in 8W.

Lili EM
1x8W Emergency



Lili
2x8W Standard



"Frosted" PMMA diffuser

Green led signal

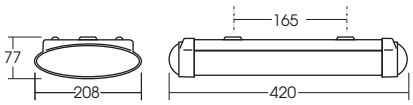


| LILI-EM | | Batt. | Autonomy |
|---|---|---|---|
| T5 | 1x8W | 3x4Ah | 3h. |

| LILI | |
|---|---|
| T5 | 1x8W |
| T5 | 2x8W |

CE

EN 60598

F

IP20

V LUX

V17.01.2012

# technical data **Plastic Profiles**

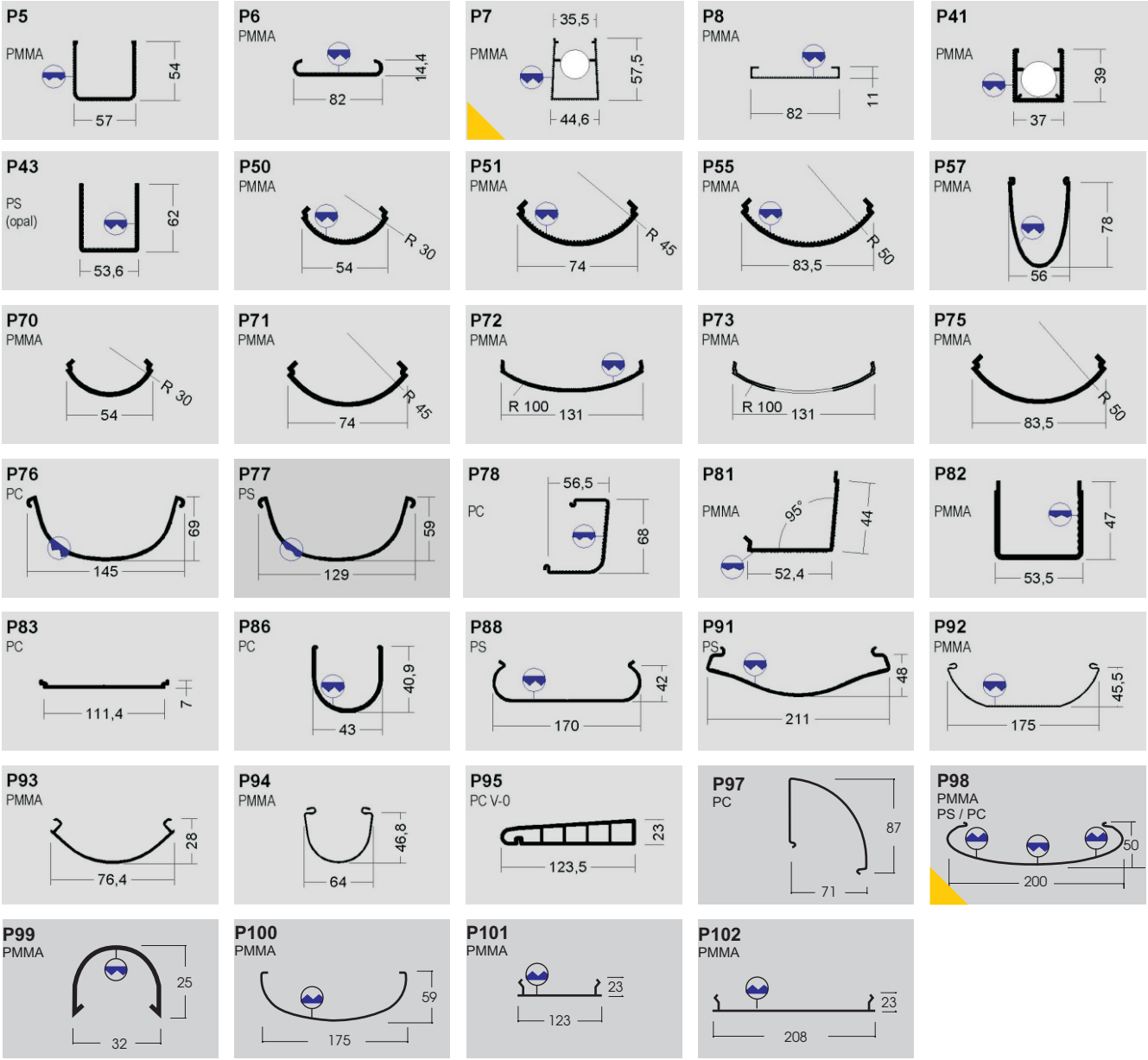


V25.01.2012

= Endcap available

Current listing is purely indicative and is intended to point out our technical abilities; not all types are currently available.

The indicated dimensions are indicative and can be altered by the manufacturer at any time.

**VLUX**
Industrieweg Roosveld
3400 LANDEN BELGIUM

Tel + 32 11 88 09 00
Fax + 32 11 83 22 22

website www.vlux.com
**ISO 9001 certified company**



# technical data **Plastic Sheets**



Our company offers extrudes quality sheets in :

- Polycarbonate (PC) U.V. stabilised.
- Polystyrene (PS). U.V. stabilised.

Available thickness from 1.7 to 3.0 mm.



V12 (PC-PS)

Opal (PS)

Material caracteristics:

| | clear | |
|---|---|---|
| | UV stab | opal |
| PS | ♦ | ♦ |
| PC | ♦ | |

V09.12.2013

**VLUX**
Industrieweg Roosveld
3400 LANDEN BELGIUM

Tel + 32 11 88 09 00
Fax + 32 11 83 22 22

website www.vlux.com
**ISO 9001 certified company**

# VLUX PLASTIC PARTS

**Compression Molding**



**Thermoforming**



**Injection Moulding**



**Extrusion**

VLux, as O.E.M. supplier can offer you a wide range of plastic parts for the lighting sector, such as bases, diffusers, endcaps, etc ...
All these high quality individual parts are available in various plastic material, such as PC, PS, PMMA, reinforces polyester, etc ...

Contact our sales force for more information.

Catalogue
Products
History
Projects
Contacts
Download

**What is SMC ?** SMC stands for Sheet Moulding Compound. It is a thermo hardener plastic on the basis of polyester or vinylester resin, prepared in sheets and ready for compression moulding application.
Download technical characteristics.

**Own production.** We produce custom made applications such as:
- standard, flame-retardant or auto-extinguishing
- high or low pressure compound
- possibility of using a recycled product
- reinforcement possible with cut or continuous glass fibre, carpets of glass fibre, Kevlar or other fibres

**How does it works ?**
- The material is defined and produced in sheets (max. width : ..... mm)
- The exact amount of compound is cut out of the sheet ...
- ... and laid on the mould.
- The mould is closed, and the compound pressed and heated.
- The excess of compound is cut off.
- The item is eventually finished ...

**Why use SMC ?** Our product, in comparison to metal, offers many advantages such as :
- relatively low density
- better resistance to corrosion
- more flexible in shape
- good thermal and sound isolation
- can be coloured in its raw material
- good chemical resistance to acids and bases

**References and possibilities.** Based on our SMC production, we can service several industries :
- lighting: bases, enclosure doors
- automotive industry: battery support, bumpers, fairings etc
- construction: mail boxes, roof accessories, bathroom accessories etc
- urban furniture: seats for football stadiums, parks, bus stop roofs, sign panels
- electromechanical equipment: machine fairing, technical pieces etc



# General information:
# Photometric calculation

## 1. STREETLIGHTING QUALITY CHARACTERISTICS

To calculate the quality characteristics, the light distribution of the luminair is measured, i.e. the light intensity (cd/klm) is measured for a number of C and gamma angles.

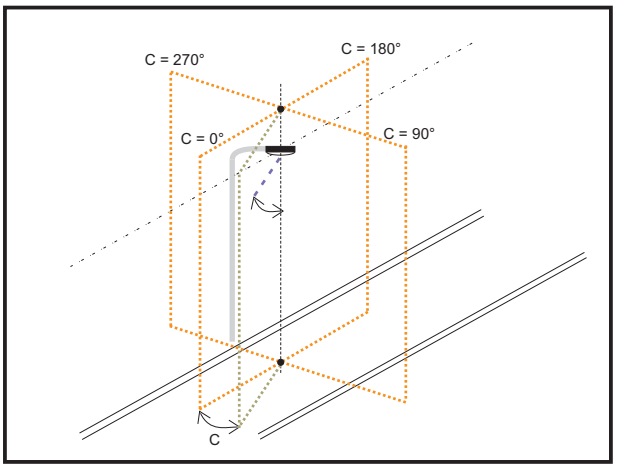


Then the illumination of a theoretical street, illuminated by 5 luminaires, is calculated.

For the area, between the second and third pole, the computer calculates, by means of the reflection properties of the road, how the incident flux is reflected in the direction of the driver, 60 m before the second pole in the middle of the drivinglane.

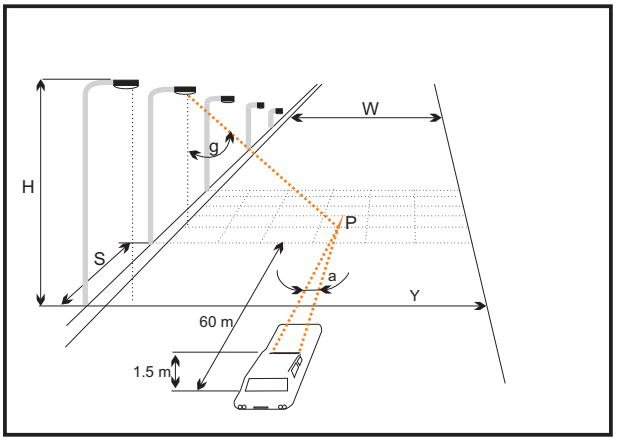


CIE specifies different roadsurfaces what reflection properties are concerned:

R1 = DIFFUSE REFLECTION
R2 = DIFFUSE-COMPOUND REFLECTION
R3 = SPECULAR-COMPOUND REFLECTION
R4 = SPECULAR REFLECTION

The result of the calculation is a table with the luminance value of a number of points on the street.

The quality of the streetlighting depends on:

- AVERAGE LUMINANCE
- LUMINANCE UNIFORMITY
- GLARE CONTROL

Values of average luminance and uniformity (ratio between minimum an mean or maximum luminance values) are deducted from luminance table.

Glare is evaluated by Treshold Increment (TI) and glare mark (G), which are calculated by means of empiric formulas.

Depending on the road category CIE recommends following values for the quality characteristics:

| Road Classification | | Quality characteristics | | | |
|---|---|---|---|---|---|
| Cat. of road | Type | Average Luminance (Cd/m²) Ln ≥ | Overal Uniformity Uo ≥ | Longitudinal Uniformity Ui ≥ | Treshold Increment % TI ≤ |
| A | Motorway Express way | 2 | 0.4 | 0.7 | 10 |
| B | Trunk way Major way | | | | |
| C | Ring road Radial road | | | 0.5 | |
| D | Commercial road | 1.5 | | | 15 |
| E | Local street Collector road | 0.6 | | | 20 |

Certified Company
ISO 9001



# General information:
# Photometric calculation

## 2. ILLUMINATION CALCULATION FOR INTERIOR LIGHTING

Number of luminaires to create an average illumination level working plane on floor is:

$$N = \frac{E \times S}{U \times d \times n \times F}$$

E = average illumination level
S = surface of working plane (on floor) in m²
U = utilisation factor
d = maintenance or deprecation factor
n = number of lamps per luminair
F = luminous flux per lamp

To obtain an illuminance uniformity (Emin/Eave) of at least 70% on the working plane, the luminaires must be positioned in a regular pattern on the ceiling.
The maximum center to center distance between two luminaires must be equal or less than “e”.

For each luminaire the “e/h” ratio is found in the catalogue.

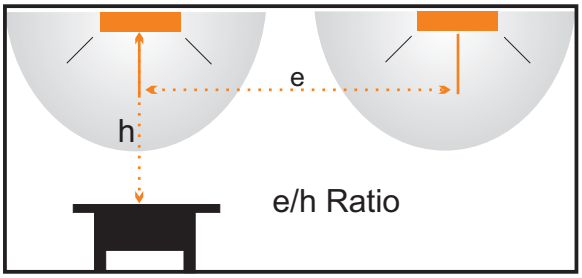


### 2.1. Average Illumination Level

Recommended illumination levels for office lighting:

| | |
|---|---|
| 1000 to 1600 Lux | Critical drawing tasks |
| 400 to 800 Lux | General office work |
| 200 to 400 Lux | Stores and stockrooms |
| 100 to 200 Lux | Circulation areas |

### 2.2 Working Plane

Working plane height: - 0.75 m for office
- 0.85 m for working areas

### 2.3 Utilisation factors

Depends on luminaire type, luminaire wattage, room dimensions (room index) and reflectance of ceiling, walls and floor. Is found in datasheets as function of:

- Room index: $K = \frac{L \times B}{h \times (L + B)}$

L = length
B = width
h = distance luminaire - working plane

- Reflectance:

| Colour | Average Reflectance |
|---|---|
| White | 80 % |
| Light grey | 50 % |
| Grey | 30 % |
| Dark grey | 10 % |
| Light blue | 45 % |
| Light green | 50 % |
| Dark green | 15 % |
| Light yellow | 65 % |
| Brown | 25 % |
| Pink | 50 % |
| Dark red | 15 % |

### 2.4 Maintenance factor:

Takes into account the depreciation in light output caused by:
- luminous flux reduction of lamps with use (depending on lamp type).
- dirt on lamps and luminair.
- reduction of reflectance values of walls and ceiling.

| Room type | Maintenance factor |
|---|---|
| Clean | 0.9 |
| Dirty | 0.8 |

BVQi
Certified Company
ISO 9001





## 3. GLARE EVALUATION FOR INTERIOR LIGHTING

To prevent glare, the luminance values in the range of the viewing angles (gamma from 45° to 85°) should not exceed specified limits.

These limits are a function of the service illuminance and the quality class of the lighting installation.

**Quality class**
A = Very high
B = High
C = Medium
D = Low
E = Very Low

**Recommended quality class**
A - B : offices, classrooms
B - C: shops, medium work
C - D: stairs, rough work
D - E: circulation areas

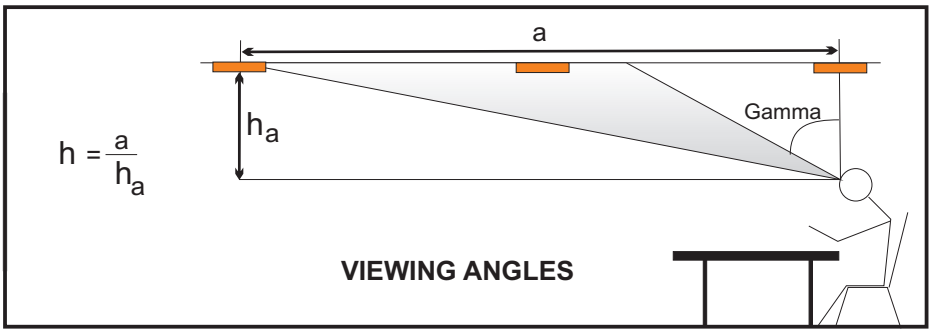


| Quality class | G | Valid for service illuminance E (lux) | | | | | | | |
|---|---|---|---|---|---|---|---|---|---|
| A | 1.15 | 2000 | 1000 | 500 | 300 | | | | |
| B | 1.5 | | 2000 | 1000 | 500 | 300 | | | |
| C | 1.85 | | | 2000 | 1000 | 500 | 300 | | |
| D | 2.2 | | | | 2000 | 1000 | 500 | 300 | |
| E | 2.55 | | | | | 2000 | 1000 | 500 | 300 |

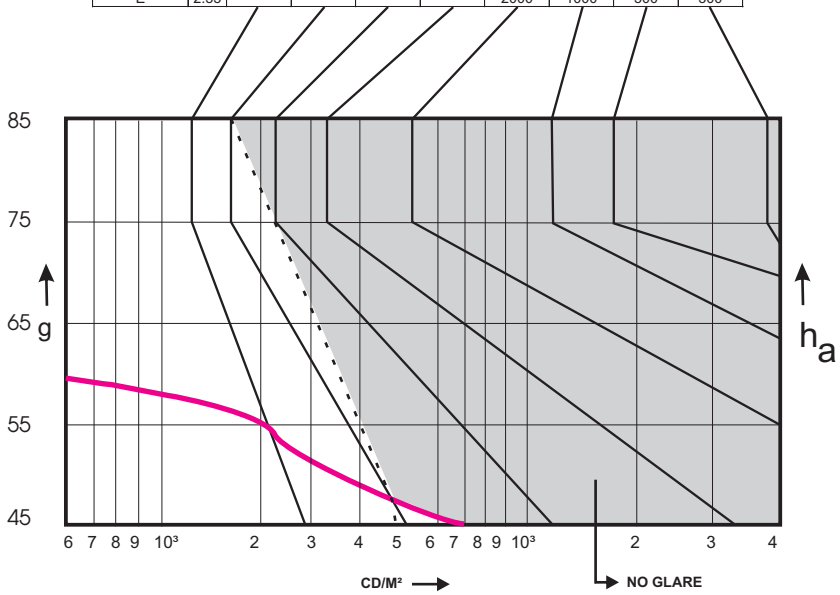



**VLUX**
Industrieweg Roosveld
3400 LANDEN BELGIUM

Tel + 32 11 88 09 00
Fax + 32 11 83 22 22

website www.vlux.com
ISO 9001 certified company

# Lighting

# Plastics

# GRP

**VLUX**

**Industrieweg Roosveld**
**B-3400 Landen (Belgium)**

**Tel.: +32 (0)11 88 09 00**
**Fax: +32 (0)11 83 22 22**

**Web: www.vlux.com**